

# FROG ENGINES AND ACCESSORIES

The excellent range of miniature diesel and glow-plug motors covers every need in this field of modelling, at a moderate cost; there is a suitable motor for every size of model aircraft!



**FROG "049RG"**  
8 c.c.



**FROG "80D"**  
8 c.c.


"049RG" Wt. 1.9 oz. B.H.P. .07 at 15,000 r.p.m. Ideal beginner's engine easy to start, smooth vibration-free running. Large bearing area. Fitted starter-spinner and starting cord. 49/6d.

"80D" Wt. 1.9 oz. B.H.P. .065 at 12,000 r.p.m. Especially suitable free-flight scale models. Exhaust stacks for clean running. Vibration proof compression screw. High duty synthetic rubber contra-pistol seal. 46/0d.

**FROG "049 PS" PRESENTATION SET.** "049RG" motor with 6" Nylon airscrew, nylon tank, "starter-spinner" and cord, Tommy bar. Packed in rigid display box. 57/6d.



**FROG "349BB"**  
3.5 c.c.



**FROG "500RG"**  
5 c.c.

"349BB" Wt. 6½ oz. B.H.P. .33 at 12,000 r.p.m. Single ball race engine. Especially suitable for combat etc. Vibration proof compression screw. 79/2d.

"500RG" Wt. 7½ oz. B.H.P. .45 at 14,000 r.p.m. A recently improved version of an old-established favourite. Particularly suitable R.C. stunt and C.L. models. Ball-bearing thrust race. 72/9d.

**FROG "349D"** Plain bearing version. B.H.P. .30 at 11,000 r.p.m. 69/8d.

These Fuels have been specially developed for use with Frog motors by Shell-Mex B.P. Ltd., and are the best all-round Fuels for all diesel and glow plug motors.



DF 01



RG 01

**DF/01** Shell Pow-Mix. For all Diesel engines. Ready mixed. Contains ether. Tin with spout. 3/0d.  
**RG/01** Shell Red Glow Fuel. For all Glow Plug ignition motors. Tin with spout. 3/0d.

**A. EP349** Exhaust pipe and manifold for '349' diesel only. Complete with fixing screws. 7/6d.



**FROG 100 Mk. II"**  
1 c.c.



**FROG "149D"**  
1.5 c.c.

"100 Mk. II" Wt. 3oz. B.H.P. .104 at 15,000 r.p.m. Ideal beginner's diesel. Sturdy construction, exceptionally easy starting. Ultra high performance (over 100 B.H.P. per litre). 53/4d.

"149D" Wt. 3oz. B.H.P. .122 at 13,000 r.p.m. The ideal "sport flying" engine. Extremely low fuel consumption. Will run in either direction. Vibrant inlet valve gives great flexibility. 54/4d.

**FROG "100 PS Mk. II" PRESENTATION SET.** "100 Mk. II" motor with plastic airscrew. Anodised spinner, cylinder head, Tommy bar and nylon tank. Packed in rigid display box. 59/6d.



**FROG "150R Mk. II"**  
1.5 c.c.



**FROG "249BB"**  
2.5 c.c.

"150R Mk. II" Wt. 3.1 oz. B.H.P. .15 at 14,500 r.p.m. A really "hot" Contest engine, especially suitable for Team racing. Very low fuel consumption. Easy re-starting. 53/4d.

"249BB" Wt. 6 oz. B.H.P. .265 at 15,000 r.p.m. Powerful Contest type engine. Twin ball-bearing, with outer rubber seal. 76/10d.

**FROG "150 PS" PRESENTATION SET.** "150R Mk. II" motor with plastic airscrew, anodised spinner and cylinder head. Nylon tank. Packed in rigid display box. 63/4d.

**FROG "249BB" (Mod.)** special super performance version (red anodised fins) B.H.P. .295 at 15,500 r.p.m. 85/6d.



**FROG 1400 "Venom"**  
1.5 c.c.



**FROG 1500 "Viper"**  
1.5 c.c.

**1400 "Venom"** Glow Plug engine. Fitted with spring starter for easy handling. Ideal beginner's engine 3½ oz.

**1500 "Viper"** Ball-bearing diesel specially designed for competition flying 3½ oz.

## FROG AIRSCREWS

Precision moulded in plastic to true aerofoil sections for all motors.

PA 07	8" dia. x 5" pitch	1/3d.
PA 08	8" dia. x 6" pitch	1/3d.
PA 09	8" dia. x 8" pitch	1/6d.
PA 10	10" dia. x 6" pitch	1/6d.
PA 11	9" dia. x 6" pitch	1/6d.
PA 12	6" dia. x 4" pitch	9d.
PA 13	5" dia. x 6" pitch	9d.
PA 14	6" dia. x 6" pitch	1/0d.
PA 15	7" dia. x 4" pitch	1/3d.
PA 17	7" dia. x 6" pitch	1/3d.
PA 18	8" dia. x 4" pitch	1/3d.

## FROG NYLON AIRSCREWS

As above, but moulded in Nylon 100% increased strength. 20% saving in weight.

NA 07	8" dia. x 5" pitch	2/11d.
NA 08	8" dia. x 6" pitch	2/11d.
NA 09	8" dia. x 8" pitch	3/5d.
NA 10	10" dia. x 6" pitch	3/8d.
NA 11	9" dia. x 6" pitch	3/5d.
NA 12	6" dia. x 4" pitch	1/6d.
NA 13	5" dia. x 6" pitch	1/3d.
NA 14	6" dia. x 6" pitch	1/6d.
NA 15	7" dia. x 4" pitch	2/0d.
NA 16	7" dia. x 4" pitch	3/6d.
NA 17	7" dia. x 6" pitch	2/6d.
NA 18	8" dia. x 4" pitch	3/0d.



**A/BC/1** 2½" long bell crank in nylon for control-line models. 9d.  
**A/BC/2** 1½" long bell crank in nylon for control-line models. 7d.



**A/SN** 1½" dia. Spinner in nylon and polythene (Tempest Shape) 2/11d.



**A/PP** Plastic Pilot. Height 1". Head diam. 1/8". 1/3d.



**A/WR/B** 2" dia. rubber balloon wheel with metal hub. Pair 3/11d.



**A/WP** 1½" dia. Soft P.V.C. streamline wheel with metal hub. Pair 2/11d.



**A/WR/S** 2" dia. rubber streamline wheel with metal hub. Pair 3/11d.  
**A/WN** 1½" dia. Nylon streamline wheel. Pair 1/6d.



**A/SP/07** ½" Glow Plug (Standard reach) 5/11d.  
**A/SP/08** ½" Glow Plug (Long reach) 5/11d.

**FROG UNIVERSAL BALSAL CEMENT.** Strong and quick drying; for all model work.

**BC/01** Small Tube 6d.

**BC/02** Large Tube 10½d.

**A/FT/01 NYLON FUEL TANK.** For engines up to 1.5 c.c., complete with fixing bolts. 2/0d.

# FROG POWER FLYING MODEL KITS

## FREE FLIGHT

These Frog Power Models are designed for maximum performance for sport flying in the hands of a novice or expert, with accent on stability and robust construction, which will ensure a long life for the model. The Kits are exceptionally complete and contain everything required to build them (except cement).



651KP Frog 45 Mk. II (45" span) 29/3d.  
High Wing Semi-scale Model



676KP "Tutor" (39" span) 23/11d.  
Cabin Sport Model



677KP "Nimrod" (30" span) 17/6d.  
Cabin Sport Model



## FROG POWER CONTROL-LINE MODEL KITS

The Frog range of control-line Kits are the best in design, quality and completeness, incorporating the most up-to-date features. They are specially designed for the range of Frog engines and are prefabricated to a high standard. A full-size drawing and detailed instructions are included with every kit.

693KP "Gladiator" (36" span) 27/6d.  
Combat Model



692KP "Hornet" (21" span) 24/6d.  
Team Racer



694KP "Chimp" (22" span) 14/6d.  
Stunt Model



695KP "Tempest" (26" span) 48/2d.  
Super Scale Model



696KP "S.E. 5A" (22" span) 32/6d.  
Super Scale Model




697KP "Talisman" (28" span) 17/6d.  
Profile Stunt Model




659KP "Vandiver" Mk. II (27" span) 15/0d.  
Stunt Model



681KP "Tyro" (17" span) 6/7d.  
Sport Model



687KP "Mirage" (15" span) 10/9d.  
Team Racer



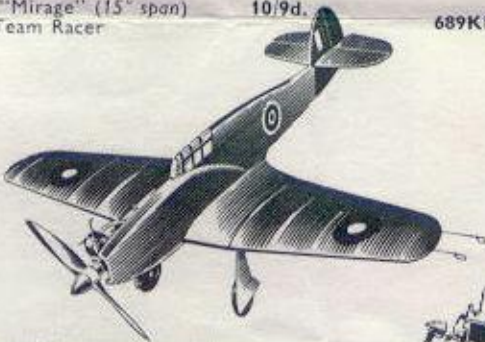
689KP "Aerobat" (38" span) 29/6d.  
Stunt Model



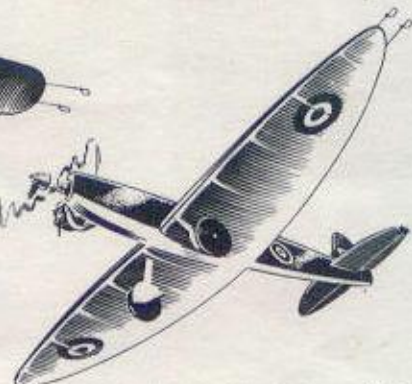
691KP "Condor" (32" span) 29/6d.  
Stunt Model




680KP "Hurricane" (24" span) 18/9d.  
Profile Scale Model



678KP "Spitfire" (24" span) 18/9d.  
Profile Scale Model



679KP "M.E. 109" (24" span) 18/9d.  
Profile Scale Model





## FROG READY TO FLY MODELS

These models are designed to combine the best performance in the hands of a novice, with realistic appearance and durability. Hours of enjoyment can be had from these gliders and rubber-driven models. Packed in colourful cartons.



309FM "Spitfire" (17" span)  
10/9d.



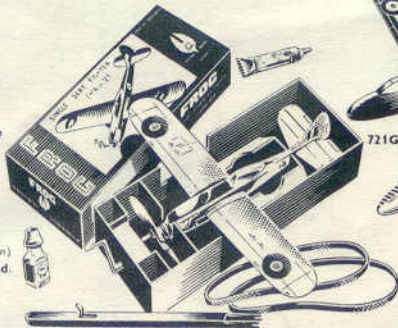
310FM "Avenger" (17" span)  
2/11d.



312FM "Raider" (12" span) 3/6d.



316FM "Fury" (9½" span) 2/0d.



304FM Frog Mk. V Fighter (12" span)  
15/0d.



723GK "Sabre" (6½" span)  
1/3d.



721GK "Flash" (12½" span)  
7d.



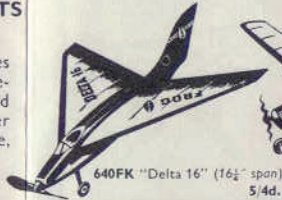
707GK "Aero Scout" (9½" span)  
7d.



705GK "Comet" (12" span) 1/3d.

## FROG FLYING MODEL KITS RUBBER POWERED

Good looks, excellent flying qualities and simple to build. Balsa parts precision cut and numbered, moulded balsa or plastic airscrews, and all other parts supplied. Absolutely complete, except for cement.



640FK "Delta 16" (16½" span)  
5/4d.



643FK "Goblin" (24" span)  
5/10d.



645FK "Witch" (36" span)  
13/8d.



647FK "Minx"  
(30" span)  
8/9d.



649FK "Mamba" (19" span) 7/3d.



641FK "Fawn"  
(22" span)  
6/3d.

# FROG

## MODEL AIRCRAFT

### FROG JUNIOR FLYING MODEL KITS

A variety of designs of light racing planes ideal for beginners: simple to build and excellent flyers. Approx. span 12".

611FK "Minnow" 3/4d.



612FK "Scamp" 3/4d.



613FK "Midge" 3/4d.



614FK "Skippy" 3/4d.



615FK "Pup" 3/4d.



616FK "Speedy" 3/4d.



617FK "Sporty" 3/4d.

## FROG JUNIOR "FIGHTER" SERIES FLYING MODEL KITS

Specially designed for the beginner, exceptionally easy to build, parts ready cut to shape and printed in colour. Approximate span 12".

600FK "Sabre" 3/11d.



601FK "Delta 707" 3/11d.




602FK "Javelin" 3/11d.

603FK "Mustang" 3/11d.



604FK "Spitfire" 3/11d.



605FK "Wyvern" 3/11d.



## FROG SENIOR MODEL FLYING KITS

An attractive range of models which are easy to build and fascinating to fly. Kits comprise ready-cut balsa parts, plastic airscrew, wheels, rubber motor, tissue covering and fully detailed instructions. First-class flying performance. Approximate span 18".



626FK "Raven" 4/6d.



627FK "Linnet" 4/6d



628FK "Redwing" 4/6d.



629FK "Heron" 4/6d.



630FK "Tom-Tit" 4/6d.



631FK "Widgeon" 4/6d.



# FROG JUNIOR SCALE SERIES FLYING MODEL KITS

A range of popular light aircraft in the Junior Series style, printed balsa parts, ready cut, plastic airscrew, and wheels, drawing and instructions. Approximate span 12".



580FK "Cessna" 170 3/9d.



582FK "Auster AOP9" 3/9d.



583FK "S.E.5A" 3/9d.

581FK "Fairley Junior" 3/9d.



584FK "Navion" 3/9d.



586FK Beechcraft "Bonanza" 3/9d.



587FK Bellanca "Cruisemaster" 3/9d.



585FK "Hawk" Trainer 3/9d.



590FK Chrislea "Skyjeep" 3/9d.



591FK Dart "Kitten II" 3/9d.

588FK B.A. "Swallow" 3/9d.



589FK "Piper Pacer" 3/9d.