

F O U R T H E D I T I O N

PLANS DIRECTORY

From the publishers of Model Airplane News magazine, the world's largest collection of original scratch-building plans.



MODEL
AIRPLANE
NEWS

FEATURING:

- LATEST & GREATEST
- TRAINERS
- SPORT
- ELECTRICS
- GLIDERS
- PATTERN
- RACING
- SCALE
- GIANT SCALE
- GIANT SPORT
- DUCTED FAN
- OLD-TIME R/C
- CONTROL LINE
- FREE FLIGHT
- SCALE DRAWINGS
- BOATS, CARS, ETC.

INTRODUCTION

Dear Scratch Builder,

The staff of Air Age Publishing is proud to present our new, fully updated *Directory* of model airplane, boat and car scratch-building plans! Inside this fourth edition, you'll find plans for nearly all the construction articles published in *Model Airplane News* since the late '50s. The "Latest and Greatest 92" collection conveniently contains all the newest plans—published just last year—in one section. This fully indexed *Directory* contains the world's largest collection of model plans—something for everyone!

As the dramatic increase in our sales of plans this year shows, scratch-building is an extremely popular pastime. In this new edition of the *Directory*, for your convenience, we offer two bonuses:

■ Copies of the original *Model Airplane News* construction articles are readily available—a *must* for every serious scratch-builder.

■ There's a special, 50-percent discount when you order a *second* copy of the same plan. (We suggest that you buy a second copy and refer to it while you're building.)

We're looking forward to providing you with high-quality building plans in the near future!

Edward P. Schenk
Mail Order Director

HOW TO USE THE DIRECTORY

•Each plan has an ordering code that contains the original publication date of the *MAN* issue in which the construction article appeared. The articles provide building tips and show detailed photos of each plan's assembly. If you don't have the issue in your collection, you can order a reprint along with your plan for an additional \$4.00. (*This applies to full-scale plans only; scale drawings are only available in book form.*)

•The code contains the month the plan appeared (first two digits), as well as the year it was published (third and fourth digit).

•Each plane is measured for wingspan and length. (WS, L)

•A recommended engine size is provided.

•Radio requirements are indicated.

•The levels of building difficulty (LD) are as follows:

- LD 1-Beginner builder.
- LD 2-Intermediate builder.
- LD 3-Advanced builder.
- LD 4-Expert builder.



FSP03901

Chips

Another Randy Randolph sport design with a low-wing style, featuring fast, easy construction in balsa and ply. Its performance far outweighs the cost and building time, making it ideal for the intermediate flier. WS: 41"; L: 32"; Area: 308 sq. in.; Engine: .10 to .15; 4 channels; LD 2; 1 sheet; **\$10.50.**

ORDERING INFORMATION

You can order your favorite building plans easily by using our handy order form located in the buyers' mart section of the magazine, or by calling our toll-free ordering line. Please give the plan number and plan name when ordering. Ordering line is available 8a.m. to 7p.m. Mon-Fri, & Sat 9a.m. to 5p.m. EST. Please have credit card and ordering information ready before dialing.

Air Age Mail Order Service, 251 Danbury Rd., Wilton, CT 06897 (For mail orders, use our order form located in the buyers' mart section of the magazine.)

Credit-card orders, call TOLL FREE: 1-800-243-6685. In U.S. and Canada only!

A CLOSE LOOK AT AIR AGE MAIL ORDER SERVICE

1.) Air Age publishing is committed to providing scratch-builders with the highest quality building plans in the industry. As we continue to expand our plans library, we're also committed to expanding our customer service. We've made many operational improvements to ensure that we process your order quickly and efficiently. Edward Schenk, pictured here, oversees mail order operations and ensures accurate reproduction of original Mylars.



1

2.) Our friendly operators will cheerfully take your order and will be happy to help with your questions or concerns. Here, Janet takes a customer order, which is usually processed the same day.

2



3.) For scratch-building enthusiasts, Air Age offers several books: *Flying Model Warplanes—A Reference Guide*, *Scratch Building R/C Airplanes*, and *R/C Airplane Building Techniques*. Check out the buyers' mart book section for a complete list of available titles.



3

4.) Each sharply defined building plan is reproduced from the original master Mylar on a high-quality blueprint machine. Lisa, our resident expert, gives each order special attention to ensure that your satisfaction is complete.



4

5.) In 1992, we shipped more than 25,000 plans—with a nearly perfect customer satisfaction rate. For U.S. orders, whether you want one plan or a dozen, we'll ship them all by UPS in a crush-proof container. Pete, our veteran shipper, knows the ins and outs of the shipping system and will make sure that your plan arrives as quickly as possible and in perfect condition.



5

CONTENTS

2 LATEST AND
GREATEST 92

4 LATEST AND
GREATEST 90-91

6
TRAINERS

7
SPORT

12
ELECTRICS

13
GLIDERS

15
PATTERN

19
RACING

20
SCALE

25
GIANT SCALE

28
GIANT SPORT

28
DUCTED FAN

29
OLD-TIME R/C

30
CONTROL LINE


38
FREE FLIGHT

45
BOATS, CARS, ETC.

46
SCALE DRAWINGS

50
INDEX OF PLANS


LATEST AND GREATEST



FSP01921

Tadpole


The Tadpole is a state-of-the-art fun-fly competition flier with a unique double-reflex airfoil to enhance slow-flight performance. It's built of balsa and plywood, and the tail boom is a fiberglass tube. Its very large control-surface deflections, light wing loading and computer mixing of the control surfaces make this light plane very maneuverable. It isn't for beginners. One full-size sheet. WS: 46.5"; L: 40"; Engine: .30 to .40 2-stroke, 4 channels with 5 servos; LD: 2. **\$11.**



FSP07922

Fowler Flaps

This Fowler flap design, by Robert Almes, is a breakthrough for R/C giant-scale modelers who want true Fowler-flap actuation based on simplified pneumatic mechanics. The plans show flaps designed for a 1/5th-scale P-38 (flap chord of 4 inches), but these can be adapted to any appropriate airframe (see July '92 issue). 1 sheets; LD: 2. **\$9.00.**



FSP03921; FSP03922

Cad-Cat

Designed by Steve Neu and Steve Manganelli, this 1st-place 1991 Nats winner is for experienced aileron fliers who want to try electric pylon racing. Plan no. FSP03921 shows component layout for the composite version (sources for the fiberglass fuse and foam wing-cores are noted in the March '92 construction article). A second plan, FSP03922, by Bob Sliff, shows a suggested wooden structure (plan includes a separate instruction sheet). WS: 31"; L: 26"; Motor: Astro FAI 05 Cobalt or equivalent. LD: 2; 1 sheet. **\$6 each; \$10 (both).**



FSP05921 & FSP05922

1/12 Scale P-51 & Bf-109 WW II Combat


Designed by Tom Stryker, these two WW II dogfighters are designed to comply with the new AMA 704 WW II Combat event. Both are simplified in construction (without landing gear). The P-51 is 1/12 scale with a wingspan of 37 1/4", while the Messerschmitt (WS 34") takes advantage of the 5-percent-enlargement deviation rule to improve "flyability." Both are of balsa-and-plywood construction and have fully symmetrical airfoils and wings that are built flat on the workbench. Engines .15; 3 channels; LD 2. Order FSP-05921 for the P-51 (\$8) and FSP-05922 for the Bf-109 (\$8), or \$12 for both plans.



FSP07921

Lockheed Express

Designed by Pete Fusco, the Lockheed Air Express is a sport-scale version of the famous Lockheed design from the "golden age" of aviation. It's a parasol design, so some wire bending and soldering are required. It's of a traditional balsa-and-plywood construction; the wing is a D-lube construction, and the fuselage is completely planked. 2 full-size sheets. WS: 61"; L: 43.5"; Power: .60 to .65 2-stroke; Weight: 7.5 pounds; 4 channels; LD: 2; **\$21.00.**



FSP02921

Skyburner .60

This inexpensive, 9.5-pound, entry-level ducted fan can be built with readily available materials for less than \$100 (not including engine, fan and radio, and with a fixed landing gear). The skyburner has sheeted-foam wings and will take a .60 to .90 engine. Depending on how you configure it, you can have a docile ducted-fan sport plane or a screamer. The plane can be flown off almost any grass field. WS: 56"; L: 54"; Engine: any .60 to .90 rear-intake, rear-exhaust engine with a Dynamax fan; 4 channels required; LD 2; 2 sheets. **\$18.**



FSP08921

Multiwiz


Roy Clough's balsa-and-light-ply, 1/2A-powered Multiwiz offers fully proportional "2-channel control" with just one stick. This small, stable airplane features a flat-bottom fuselage, a triangular, aft fuselage cross section and high cabin lines. Roy's ingenious yoke-and-cam mechanism enables one servo to independently actuate both rudder and elevator. This technique might hold promise for micro-R/C designs in which saving weight is key. WS: 38"; L: 28"; Engine: 1/2A; 1 channel used; LD 2; 2 sheets; **\$10.00**



FSP06921

Dornier-335

Al Masters' scale "Arrow" Do-335—third-place winner of our 2nd Great R/C Design Contest, captures the excitement and innovation of what was reportedly the fastest prop-driven fighter of WW II. It features a tandem, twin-engine, drive system that avoids the typical one-engine-out problems, and it's sure to draw all eyes at the flying field. Designed from original documentation for discriminating modelers, the plans are a work of art. Two sheets. WS: 56"; L: 56"; engines: (two) .25 2-stroke, or .40 up front and .25 aft; 5 to 6 channels; 2 sheets; LD 3. **\$19.**



FSP08922

A-10


This sport-scale, 1/2A-powered A-10 twin design by John Kidd took fourth place in our 2nd Great R/C Design Contest. A stable flier on only one engine, it features a box fuselage and simple, built-up wings. This easy-to-fly, low-cost warbird is powered by two Cox TeeDee (or comparable) engines (housed in two-liter-soda-bottle nacelles) that turn 5x3 props cut down to 4 inches. Complete, full-size plans have been redrawn since this design was published as a pullout plan. WS: 56"; L: 45"; Engine: 1/2A, or larger; LD: 1; 3 sheets. **\$12.00.**



FSP10921

Seahawk

Andy Lennon's Seahawk can be quickly and easily converted from tricycle landing gear to central and wing-tip floats for water flying. This advanced design features Youngman flaps (similar to Fowler flaps), mass-balanced control surfaces, the NASA safe-wing modification, and classic "stressed skin" construction. A sail winch servo is recommended for flap actuation. Three sheets. WS: 64"; L: 48"; Eng. .462-stroke; LD: 3. **\$19.00.**



FSP11921
SUPERCAKE

Designed by Stan Rutz, the Supercake tied for fifth place in the 2nd Great Model Airplane News R/C Design Contest. Its fuselage is of a typical stick construction, and its wing is a modified Piece O' Cake wing. Use the plans to convert the Piece O' Cake or to scratch-build your own model. The model penetrates well in moderate winds and thermals in glider country. It's a very versatile design with an old-timer look. WS: 76", L: 45.5", Eng. 15; LD: 2; **\$12.00.**



FSP09921
Whizpurr.

Designed by Al Yeagle, the Whizpurr is a 40-size, electric-powered sport flier designed for lively performance. The 104-ounce balsa-and-plywood model is powered by 18 SCR Ni-Cd cells. It delivers a 1,000 feet/minute rate of climb, and it can easily accomplish outside maneuvers. WS: 66.5", L: 40"; Power: 40 cobalt motor; 4 channels; 2 sheets; LD 2. **\$16.50**




FSP12921
deHavilland Hornet

Designed by Roy Day, this scale, electric-powered, WW II twin-engine fighter is built with balsa and plywood; foam and papier-maché form the nose cone and engine nacelles. Two Astro Flight geared 05 motors and 14, 1700mAh SCR cells provide scale-like performance. WS: 58"; L: 49"; Power: two .05 geared motors; 4 channels; 2 sheets; LD: 2; **\$12.00.**



FSP-01931
Extra 3.25

Designed by Rich Urvitch, the Extra 3.25 has all the performance and aerobatic excitement of the real thing. Built using balsa and ply, you can order a formed plastic cowling, wheel pants and a canopy. (Ordering information on plans.) Designed around the popular .25-size engine, the Extra 3.25 has a flat-bottom, no-dihedral wing. Not recommended for beginners. WS: 47.25", L: 36.5", Power: .19 - .28 2-stroke, LD: 2. **\$9.00**




FSPB3921
MAXAM FAST ELECTRIC

This easy-to-build boat has a cardboard hull. The cardboard is folded and then glued into shape, then it's covered with fiberglass cloth and resin for a smooth, durable finish. The very basic plan consists of flat templates on a full-size sheet. No running hardware or motor detail is included because the Maxam's flexibility allows you to use your favorite setup. Length: 25"; Beam: 9"; Power: .05 to .40 electric motor; LD 1; 1 sheet. **\$6.00**



FSPB7921
XS-Cat

Designed by Jay Turner, the XS-Cat is an easy-to-build, foam-and-wood catamaran that's perfect for 05 motors. The well-detailed plans feature full-size templates and all the motor and hardware details. The foam sponsons are covered with 1/32-inch-thick plywood and are glued to the built-up, wooden-hull center section. The bottom of the sponsons have "wedges" to increase lift (and speed!). Length: 25"; Beam: 9"; Power: 05 motor; 2 channel; LD 2; 1 sheet; **\$9.00.**



FSPB992
1/10-Scale Crackerbox Racing Runabout

Jerry Dunlap designed the 1/10-scale crackerbox to form a one-design electric racing class for his club. Simplicity and low building cost were his main concerns, and this design fits the bill. The simple wooden hull is built upside-down over the plans, and the hard-chine design is easy to plank. Even first-time scratch-builders will find it easy to construct. Length: 21"; Beam: 7 1/4"; Power: .05 motor; Channels req'd: 2; LD 1; **\$9.50.**

Watch for these construction articles in upcoming issues of Model Airplane News:

- **FUN-FLY HOTS**
- **SIAI-MARCHETTI**
- **OSPREY Auto Gyro**
- **F4D SKYRAY Ducted Fan**
- **STEALTH-E Electric Ducted Fan**
(1st-place Design Contest Winner)
- **WINGLET Sport Airplane**
(5th-place-tie Design Contest Winner)
- **GNOME Unlimited Class Sailplane**

LATEST AND GREATEST



FSP-12911

Minimax

Designed by Floyd Manly, the Minimax is a 1/4-scale model of a full-size, all-wood, pilot-carrying ultralight aircraft. The model uses the same building technique as the full-size version and traditional slick and gussel construction methods. The rigging is functional and shouldn't be omitted. The original model was powered by a .70 4-stroke, which was too powerful. Any .40 4-stroke will be sufficient. Two full-size sheets. WS: 75"; L: 45"; Engine: .40 4-stroke. LD: 2. **\$18.**



BEST SELLER!

FSP04911

Wild Thing .40

The Wild Thing .40 is a powerful, highly maneuverable, sport fun-fly design that can be flown mild or wild! Designed by Tom Stryker, it has a short wingspan for fast roll rates, and its 600-square-inch wing area and unique airfoil make it practically stall-proof. It flies extremely well at low speeds and can practically hover in a light breeze. The design isn't for beginners, but it's fine for intermediate builder/fliers. One full-size sheet. WS: 48"; L: 44 1/4"; Power: .35 to .45ci 2-stroke; LD: 2; **\$11.00.**



FSP12901

Ultimate Bipe

An incredible aerobatic performer that gave rise to a full-scale plane of the same name, Floyd Manly's Ultimate Bipe is easy to fly yet capable of doing all that you ask of it. It's favored by many top aerobatics competitors. The plan is suitable for "high-level" intermediate builders. Two full-size sheets. WS: 51"; L: 49.5"; Power: .45 to .74ci; 4 channels; LD: 2; **\$19.00.**



BEST SELLER!

FSP11901

Ultra Hots

Here's another fine, super-aerobatic flier in Dan Santich's immortal "Hots" lineage. The Ultra Hots is stable in slow flight but, in Dan's words, it's "the most capable model I have ever owned." It's for intermediate builders, but it will bring out the best in any aerobatic flier. Two full-size sheets. WS: 81"; L: 64.5"; Power: 1.5 to 4ci; 4 channels; LD: 2. **\$18.50.**



FSP07911

The Shooter

Bill Evans has done it again with another great Similar Series flying-wing design. The Shooter can be flown fast, or slowed to glider-flying speed without tip-stalling. This tail-less design uses "elevon" control for both elevator and aileron inputs, which can be achieved either with a mechanical sliding tray (shown on plans) or with computer mixing. You have to fly it to believe its handling. Construction is straightforward and quick. One full-size plan sheet. WS: 50"; L: 38"; Power: .40, 2-stroke; 4 channels; LD: 1; **\$9.00.**



FSP10911

2 Ugly

The 2 Ugly is a different sport floatplane. It's a very short, coupled, almost flying-wing design, but it has good pitch stability. This easily built model is of balsa, plywood and foam, and it uses a .45 2-stroke or a .50 4-stroke. It may be called the 2 Ugly, but it's a pretty picture flying off the water. Two sheets. WS: 48"; L: 34 3/4"; LD 2; **\$10.00.**



BEST SELLER!

FSP01911

Rubber Guppy

This unusual, proven design provides the thrill of launching a high-performance, thermal-hunting, rubber-powered ship with the assurance of a safe return. Power launches—with an initial climb angle of approximately 80 degrees—pull the Guppy up several hundred feet. The airframe requires intermediate building skills; miniservos are used in the plan; propeller assembly will be helped by referring to the illustrations in the construction article (1/91). One full-size sheet. WS: 52"; L: 42"; Power: 3/16-inch Brown FAI rubber band (18, 40-inch-long loops); 2 channels; LD: 2; **\$12.00**



FSP07912

Bee-tween

Designed by Randy Randolph, the Bee-tween is a 1/2A sport plane that's perfect for first-time modelers. Compared with those of its high-wing brethren, its low-wing configuration is distinctive, yet it retains the stable flight characteristics of a trainer. One sheet. WS: 37"; L: 22 1/4"; Power: .020-.049ci 2-stroke; 2 channels (rudder and elevator—throttle optional); LD: 1; **\$6.50.**



FSP02911

F2G Racer

The F2G—the fun-scale version of the Goodyear F2G—is a fast, agile racer with a built-up fuse and foam-core wings. It flies well with any sport .40 engine, and it will run with most Quickie 500s when it has a high-performance engine. The article (2/91) includes tips on cutting foam-cores for the Corsair-style wings. Not for beginners; the airframe requires intermediate building skills. One full-size sheet. WS: 49.5"; L: 38"; Power: .40-.45ci; 4 channels; LD: 2; **\$7.00.**



FSP11911

Fred's Special

Designed by electric-flight aficionado Vernon Williams, this plane flies "the way an electric ought to." It can be built as an aerobat or as a trainer, and it features a modified Eppler 193 airfoil, built-up construction and a choice of 3- or 4-channel (with ailerons) control. Choose your motor according to how aggressively you want to fly: .05 ferrite; .05 or .15 Cobalt; or an Astro FAI .15 Cobalt racing motor. One full-size sheet. WS: 46.5"; L: 32"; LD: 2; **\$11.00.**



BEST SELLER!


FSP05911

EZee Wizard

The EZee Wizard is easy to build and fly, inexpensive and rugged. This swept-wing, electric, .05-powered design has an airfoil that gives the best possible speed range. It generates high lift at low airspeeds, but it still hugs the pylons and flies out of the turns as fast as it went into them. Make this all-balsa plane in a few evenings. The wizard has no ailerons, and it needs none for exceptional roll rates. It's great for sport aerobatics and electric pylon racing. One full-size plan sheet. WS: 34 3/4"; L: 34"; Power: Astro 05 Cobalt or FAI 05; 3 channels; LD: 2; **\$9.00.**

Attention builders! The plans illustrated in this catalogue are construction plans only. All building materials must be purchased, including wood, engine and radio.

BEST SELLER!



**FSP09911
Fairhope Flier**

The Fairhope Flier is a .40- to .60-size, shoulder-wing design that's intended for fun-fly competition. This 56-inch-span plane features simple construction, light wing loading (16.7 ounces per square foot) and 689 square inches of wing area for an all-around aerobatic sport flier—an agile, yet gentle, flier with a wide speed envelope. "Hot" fliers can build the clipped-winged version (50 inches) for increased speed and roll rate. One full-size plan sheet. WS: 56" (or 50"); Power: .40 to .60 2-stroke; 4 channels; LD: 2; **\$12.00.**



**FSP03911
Y'Not**

Designed by Randy Randolph, the Y'Not is a multi-purpose, easy-to-build sport design that can be high-started, hand-launched, or flown with a .020 engine. The model is constructed of balsa and plywood using conventional techniques. A polyhedral wing makes it very stable. It's controlled by a light pull/pull monofilament control-cable system and is a great all-around fun flier. One full-size plan sheet. WS: 47"; L: 25 3/4"; Engine (if used): .020; 2 channels (rudder and elevator); LD: 1; **\$10.00.**



**FSP08911
Sport-Scale Hemiptere**


The Sport Scale Hemiptere is a "nice-flying," unusual-looking model of a French design. Designed by Laddie Mikulasko, this sorta tandem wing design uses a .60 2-stroke or a .90 4-stroke engine. The model uses conventional balsa-and-plywood construction, and it has tail-dragger landing gear and two very large disk-shaped rudders. Two full-size sheets. WS: 64 1/2"; L: 48 3/4"; LD: 3; **\$18.00.**



**FSP06911
Aquastar Seaplane**

Designed by Laddie Mikulasko, the Aquastar Seaplane uses a pusher engine and is intended for intermediate builder/fliers. This 4-channel sport model has many proven features that make it one of the best seaplane models. Constructed of balsa and lite-ply, the model is easy to build and fly, and it can be flown from land or water. The three-sheet plans include a complete list of parts. WS: 70"; L: 59"; Power: .45 to .60 2-stroke glow engine; LD: 2; **\$20.00.**

BEST SELLER!




**FSPB0591
Folger's Fast Electric**

The Folger's Fast Electric by John Finch is a foam tunnel-hull design that can be built quickly. In response to our readers' requests, we offer the boat as a full-size construction template set that uses all the details and information first published in the Summer '90 issue of *R/C Boat Modeler*. Designed for fun, this boat is big enough for almost any power system and drive hardware. The single plan sheet includes all the templates for cutting foam as well as parts for the balsa hull's center section. The hull is 23 inches long and has a beam of 9 3/4 inches. Details for setting up Hughey boat hardware are shown. **\$9.00**




**FSP04351
The KG**

One of the first, inherently stable, gas-powered model airplanes, the historic KG was key in the development of gas-powered aeromodelling. In the 1934 Nats, the 8-foot-span original took 2nd with a flight of 14 minutes, 2 seconds, and in 1935, the 10-foot-span KG-2 made a record flight of 64 minutes, 40 seconds. See the reprints of April, May and June '35 issues of *MAN* for complete assembly instructions. For advanced builders. Two full-size sheets. WS: 8 or 10 feet; L: 59"; Power: 4-stroke .90 recommended for R/C-assist; 4 channels; LD: 3; **\$22.50.**



**FSPB1921
Electric Outboard Tunnel Hull**

The World Record Electric Outboard Tunnel Hull has set three IMPBA speed records (18- and 24-cell) and the 1990 and 1991 APBA 12-cell OPC Tunnel Unlimited Class. The hull's slotted balsa and plywood parts just slide together. The model is designed for use with the electric outboard motor featured in the September '91 issue of *R/C Boat Modeler*. With this motor, speeds of up to 35mph can be expected. One full-size sheet; LD 2; **\$9.00.**



**BKP08911
Scale Aircraft Drawings
Volume II, World War II**

From the editors of *Model Airplane News*, this volume contains incredibly detailed scale drawings, historical data and rare photos of popular WW II aircraft. The three-view drawings by master aviation illustrators (e.g., Wylam, Nye, Larson and Karlstrom) will make any modeling buff's heart palpitate! **\$12.95.**

BEST SELLER!



**BKP0591
R/C Airplane Building
Techniques**

This new book contains over 100 great "how to" building and finishing techniques with step-by-step photos and illustrations. Author Randy Randolph covers it all: cutting and drilling, working with balsa, making jigs, construction, tool ideas, CG locators, Nyrod installation, building wings, covering, trimming, motor mounts, mufflers and exhausts, radios and installation, landing gear, wheels and more! **\$9.95.**

TRAINERS



FSP12651

Aermacchi Lockheed

This semi-scale R/C design was intended originally for rudder-only control but is easily adaptable to REM. Its extreme stability makes it ideal for any novice modeler. Easy-to-build Jess Krieser design features a sheet-balsa fuselage and built-up flight surfaces. WS: 42"; L: 31.5"; Engine: .09 to .15; 1 channel; LD 2; 1 sheet; **\$4.50.**

ALL TIME FAVORITE!



FSP05683

Apprentice

This may be the best R/C trainer ever designed; forgiving yet maneuverable. Straightforward construction in a Bill Northrop design. WS: 72"; L: 52.25"; Engine: .19 to .40; 4 channels; LD 2; 1 sheet; **\$8.50.**



FSP11703

Biggie's Bird

This easy-to-build R/C trainer suits the needs of the novice flier and builder well. All-balsa, built-up design by M.J. "Big" Wilson. WS: 42"; L: 30"; Engine: .09; 3 channels; LD 2; 1 sheet; **\$5.50.**



FSP01792

Cub J-3 (Piper)

A fabulous flying trainer for the beginner and Sunday pilot. The special wing-rib section almost guarantees stall-proof flight. Full-size parts are all plywood in this design by Jerry Hall and Jerry Jarvis. WS: 70"; L: 42"; Engine: .35; 3 channels; LD 2; **\$15.00.**



FSP07801

G.L.A. Basic Trainer

This "Great Little Airplane" is a .40-powered, 4-channel R/C trainer designed for beginners and intermediate fliers. Joe Bridi design is all-balsa and easy to build. WS: 59.25"; L: 47"; Area: 625 sq. in.; Engine: .25 to .40; 4 channels; LD 2; 1 sheet; **\$11.50.**



FSP01862

Hawkshaw

This nifty-looking and easy-flying shoulder-wing model with small-field capabilities is an ideal trainer that's most suitable for novice builders and fliers. Balsa/ply construction in a design by Randy Randolph. WS: 55.25"; L: 42"; Area: 538 sq. in.; Engine: .25 to .45; 3 or 4 channels; LD 1; 1 sheet; **\$11.50.**



FSP11751

MAN Trainer 40

The R/C trainer everyone has been waiting for! Not a good first project, but ideal for a second try by someone who has gained a little experience. Construction is straightforward in this design by the famous pattern man, Jim Martin. WS: 52"; L: 46"; Engine: .25 to .49; 4 channels; LD 2; 1 sheet; **\$9.50.**



FSP08722

Pronto

This low-wing sport trainer would be a perfect choice for a second model after you've completed "basic training." Sheet-balsa, built-up design by Dave Robelan gives easy construction and very stable flight. WS: 49"; L: 38"; Engine: .09 to .23; 3 channels; LD 1; 1 sheet; **\$10.50.**



FSP06751

The Tutor

A sturdy, functional R/C trainer for beginner and sport flier. This design by Don Prentice features simple, conventional construction. WS: 70"; L: 46"; Engine: .40 to .60; 4 channels; LD 2; 1 sheet; **\$11.50.**



FSP05822

Thrus

This Steve Gardner-designed aircraft is nearly ideal for low-wing aileron flying as an intermediate trainer. Easy construction in an all-wood, built-up format. WS: 47"; L: 40"; Engine: .19; 4 channels; LD 2; 1 sheet; **\$12.00.**

BEST SELLER!



FSP09851

Tooter

A perfect trainer for that first model, this Jim Bigley design won't get out of control if you breathe wrong! Easy to build, yet instructive enough to teach the essentials of good building techniques. For 3-channel (rudder, elevator, throttle) R/C, but adaptable for ailerons—could be a perfect introduction to electrics. WS: 70"; L: 36"; Area: 600 sq. in.; Engine: .10; 3 channels; LD 1; 1 sheet; **\$11.00.**



FSP05781

Tropic Trainer

This easy-to-build and very forgiving R/C trainer was designed by Warren Bishop and uses built-up balsa. WS: 54"; L: 30.5"; Engine: .10; 2 channels (rudder/throttle); LD 2; 1 sheet; **\$10.50.**



FSP03871

Twilighter

A basic aircraft for learning to build and fly R/C, this simple design is an inexpensive introduction into the hobby, but its simplicity won't reduce your fun. A great trainer designed by Randy Randolph. WS: 53"; L: 34.5"; Area: 355 sq. in.; Engine: .049; 2 to 3 channels; LD 2; 1 sheet; **\$12.00.**

BEST SELLER!



FSP12871

Twiliter II

An easy-going, slow-flying sport model with a large wing for stability. Economical operation, easy balsa construction, low material demands and good flight qualities make this airplane ideally suited to the R/C newcomer. Designed by Randy Randolph. WS: 66"; L: 42"; Engine: .10 to .15; 3 channels; LD 2; 1 sheet; **\$11.00.**



FSP03732

Mark 1 Trainer

Created solely for the novice flier, this trainer is perfect for Sunday or sport flying. The design by George Wilson features simple construction out of balsa and plywood. WS: 50"; L: 37"; Engine: .09; 3 channels; LD 2; 1 sheet; **\$12.00.**


SPORT



FSP08861

Acrostreak


A versatile design by Tom Stryker that makes an excellent intermediate trainer as well as a dynamite airplane. Simple construction with a foam wing and sheet-balsa fuselage makes an aircraft with nice lines. WS: 54"; L: 48"; Area: 518 sq. in.; Engine: .35 to .40 2C, .46 to .60 4C; LD 2; 1 sheet; **\$10.00.**



FSP12841

Aero Arrow

Easy-to-build, balsa/foam, low-wing sport airplane that gives surprisingly good performance. This Floyd Manly design is great for the Sunday flier. WS: 52"; L: 41"; Engine: .40; 4 channels; LD 2; 1 sheet; **\$9.00.**



FSP12861

Aerofox

A beautiful light-plane-style R/C sport airplane that gives not only good looks but also super performance. Design by George and Scott MacAleer features built-up balsa/ply construction, cabin-mounted wing and semi-symmetrical airfoil. WS: 60"; L: 46"; Area: 525 sq. in.; Engine: .40 to .45; 6 channels; LD 3; 2 sheets; **\$20.00.**



FSP12782

Arrow Sport

One of the finest plan sets in MAN's collection, this first-rate R/C sport-and-pattern trainer looks like a scale mid-wing aircraft from the Golden Age. The design by Don Carkhuff features balsa/ply construction and a symmetrical airfoil. WS: 65"; L: 52"; Engine: .40 to .60; 4 channels; LD 3; 1 sheet; **\$18.00.**

ALL TIME FAVORITE!



FSP10771

Air Master

Fabulous R/C fun with an aerobatic machine that looks like the Cessna Push-Pull Skymaster. Gerry Pronovost design builds an aerobatic plane using balsa/ply, built-up construction and techniques that are easy enough for novices. WS: 56"; L: 39"; Engine: .40; LD 2; 1 sheet; **\$7.50.**



FSP01721

Afrit

A scale trainer/sport biplane patterned after the prewar Hawker biplanes. John Simmance design features extensive, all built-up construction for a gentle-flying plane. WS: 54"; L: 48"; Engine: .35 to .61 2C or 4C; 4 channels; LD 3; 2 sheets; **\$19.50.**



FSP01851

Basic Canard

This canard configuration in an R/C sport airplane is relatively easy to build and good for training and sport flying. The Floyd Manly design has a built-up wing, slab side fuselage and sheet tail feathers. WS: 59"; L: 35"; Area: 710 sq. in.; Engine: .40; 4 channels; LD 2; 1 sheet; **\$11.00.**



FSP01811

Canada Goose

An interesting canard design for sport fliers. Andy Lennon design has a relatively simple structure that gives it an uncomplicated look. Basic materials are balsa and plywood. WS: 49"; L: 34"; Engine: .30 to .35; 5 channels; LD 3; 1 sheet; **\$10.50.**



FSP07641

Cessna Skylane

This simple, semi-scale built-up construction designed by Jess Krieser was originally intended for rudder R/C control. It is easily converted to 3 channels. WS: 42"; L: 34"; Engine: .049; 1 to 3 channels; LD 2; 1 sheet; **\$4.00.**

BEST SELLER



FSP03901

Chips

Another Randy Randolph sport design with a low-wing style, featuring fast, easy construction in balsa and ply. Its performance far outweighs the cost and building time, making it ideal for the intermediate flier. WS: 41"; L: 32"; Area: 308 sq. in.; Engine: .10 to .15; 4 channels; LD 2; 1 sheet; **\$10.50.**



FSP07842

Gull Sport

The near-hover capabilities of this design by aerodynamics expert Andy Lennon makes it perfect for STOL experiments. The many innovations in this balsa-and-ply craft make it both a learning experience and a truly enjoyable project. WS: 61"; L: 45.5"; Area: 643 sq. in.; Engine: .40; 5 channels; LD 3; 2 sheets; **\$19.50.**



FSP10702

CO₂ Bee

Howard McEntee's last design for radio control. Build it and you'll be amazed at how effective the Brown CO₂ engine can be for controlled flying. Easily built with sheet balsa. WS: 19.5"; L: 13"; Engine: CO₂; 1 channel (rudder); LD 2; 1 sheet; **\$4.00.**



FSP04831

Crane


Andy Lennon's impressive STOL design utilizes flaps, leading-edge slats, spoilers and a variable-pitch propeller. This built-up wooden construction will certainly increase your understanding of high-lift devices and control-surface functions. WS: 60.5"; L: 45"; Engine: .45; 6 channels; LD 3; 2 sheets; **\$19.00.**



FSP08692

Cupcake

This exciting single-channel, small-engine plane is intended for rudder-only control. Designed by Jay Richards, this little biplane is built of sheet balsa. WS: 24"; L: 18.5"; Engine: .020; 1 channel; LD 2; 1 sheet; **\$7.00.**



FSP08791

Coin Foo

An easy-to-build, fun-to-fly 1/2A R/C model that is ideal for small fields. Simple, all-balsa design by Dean Swift. WS: 35.5"; L: 24.5"; Engine: .049; 2 to 3 channels; LD 2; 1 sheet; **\$7.50.**



FSP01701

Dactyl

Couple great flying ability with a model airplane that's so unusual it will never lose its usefulness, and what do you get? This one-of-a-kind flying wing—robust, stable and easy to build. Built-up balsa design by Dennis Bryant. WS: 58"; L: 26"; Engine: .40 to .60; 3 channels; LD 2; 1 sheet; **\$9.50.**



FSP10831

Daedalus, the Ultimate Stick

This easy-to-build, highly maneuverable sport ship is great on .30 engines and a rocket on .40s. The design by Dr. David Trost features a built-up wing and sheet-balsa fuselage. WS: 48"; L: 39.5"; Engine: .30 to .40; 4 channels; LD 2; 2 sheets; **\$15.00.**



FSP03811

Dot I

This Vince Micchia design is really a trainer, but it is built in the style of old-time free-fighters. This R/C beauty will teach you all the building and flying tricks of the trade. Features a beautiful built-up structure of balsa sticks and sheet. WS: 73"; L: 51"; Area: 738 sq. in.; Engine: .19; 3 channels; LD 3; 1 sheet; **\$14.50.**



FSP05871

Easy

A gentle-flying, fast and easy-to-build shoulder-wing sport/trainer. This Randy Randolph design, a good aerobatic primer, features an open-structure wing and sheet-balsa fuselage. WS: 54"; L: 41"; Area: 507 sq. in.; Engine: .40 to .45; 4 channels; LD 2; 1 sheet; **\$12.00.**



FSP04741

Ekko III


This good-looking sport/pattern designed by Hoh Fang Chuin can fly all the pattern maneuvers while remaining stable. The built-up, sheeted construction is not at all difficult to build. WS: 64"; L: 55"; Engine: .60; 4 channels; LD 2; 1 sheet; **\$13.00.**



FSP03862

Elliptic 40

A nifty-looking sport model that "does it all." This easy-to-build design by Alex Bouknight is a hot ticket for turn-around pattern, featuring built-up balsa/ply construction. WS: 58"; L: 51"; Area: 653 sq. in.; Engine: .40; 4 channels; LD 2; 2 sheets; **\$19.50.**



FSP09801

Elseven - Sport


A fun R/C "sport" miniature for the Sunday flier. Designed by Andy Lennon, it's quick and easy to build and makes a very scale-looking model. WS: 66"; L: 44.5"; Area: 641 sq. in.; Engine: .40; 5 channels; LD 3; 1 sheet; **\$11.00.**



FSP01832

English Electric Wren

Designed for CO₂ engines and rudder-only flying, this easy-to-construct design by John Walker is ideally suited to small fields and low-cost R/C flying. WS: 24"; L: 21.5"; Power: CO₂; 1 channel; LD 2; 1 sheet; **\$7.00.**



FSP01761

Eyelash

This excellent small version of the famous Eyeball by MAN's former editor, Art Schroeder is highly maneuverable and easy to build using the readily available Ace foam wings. WS: 37"; L: 31"; Engine: .049; 3 to 4 channels; LD 2; 1 sheet; **\$8.50.**



FSP07901

Fat Cat

A sporty small-engine plane that gives matchless performance. The easy-to-transport Ralph Pearson design is suitable for most inexperienced builders but best suited to moderately experienced fliers. WS: 49"; L: 37"; Area: 416 sq. in.; Engine: .20 to .25; 4 channels; LD 2; 1 sheet; **\$12.00.**



FSP02881

FC Floater

This cabin wing trainer has an inner structure of balsa and an outer cover of foam board, giving this Ed Kudirka design ultralight wing loading and a cost lower than those of comparable balsa structures. WS: 79"; L: 53"; Engine: .45; 4 channels; LD 2; 2 sheets; **\$21.00.**



FSP09802

Fifty Caliber

This twin-engine design features easy construction and will produce a new thrill in R/C flying. Designed by Dick Sarpolus. WS: 58"; L: 49.5"; Area: 550 sq. in.; Engines: (2) .25; 4 channels; LD 3; 1 sheet; **\$11.00.**



FSP10681

Flea Fli

This scaled-down version of Phil Kraft's famous Kwik-Fli retains all the fine characteristics of its big brother while remaining easy to construct. All-balsa structure is similar to that of the bigger airplane. WS: 38.75"; L: 34"; Engine: .19; 4 channels; LD 2; 1 sheet; **\$9.50.**



FSP02762

Fudpucker Fantom

This interesting biplane design for R/C sport flying by Dick Wickham features straightforward balsa/ply construction. WS: 38"; L: 29"; Engine: .20; 3 channels; LD 2; 4 sheets; **\$8.00.**



FSP04881

G-Man

Randy Randolph's latest small performer has an extraordinary low-wing design that features conventional construction and a wing loading of less than 10 ounces per square foot—aerobatic yet forgiving. WS: 44"; L: 30"; Area: 330 sq. in.; Engine: .061; 4 channels; LD 2; 1 sheet; **\$9.50.**



FSP08651

Galloping John

Originally designed by Bill Northrup for "Galloping Ghost" pulse radio system. Galloping John is an easy-to-build, 3-channel airplane that could double as a trainer. Built up of balsa sheet and sticks. WS: 40"; L: 30"; Area: 475 sq. in.; Engine: .15 to .19; 3 channels; LD 2; 1 sheet; **\$10.50.**



FSP04871

Hotselliptic

A fast, high-performance sport design similar in size to the popular Hots. Aerodynamically clean, when fitted with a hot .40 engine this John Bech-Hansen design will challenge anyone's piloting skills. Although not for the beginner, this model is quick to build, and its elliptical wing is easy to construct. WS: 54"; L: 36"; Area: 435 sq. in.; Engine: .40; 4 channels; LD 2; 1 sheet; **\$15.00.**



FSP12851

Hypersnipe

Floyd Manly has removed the Hiperbipe's lower wing to make a single-wing sport job, and he claims that the new model flies even better than the biplane. Features a D-tube wing and all-wood construction on a built-up fuselage. WS: 58"; L: 48.5"; Area: 580 sq. in.; Engine: .40 to .60; 4 channels; LD 2; 1 sheet; **\$12.00.**



FSP01752

King Foo

This little sport R/C is easy to construct yet very flight-capable. Dean Swift design uses sheet balsa and has built-up wings. WS: 43"; L: 39"; Engine: .15; 3 channels; LD 1; 1 sheet; **\$7.00.**



FSP06842

Knee Knocker

A snap to build and a ball to fly, this Ron Sebosky design is really misnamed; it's smooth and predictable. Features balsa/ply construction. WS: 55"; L: 42.5"; Engine: .25 to .45; 4 channels; LD 2; 1 sheet; **\$11.50.**



FSP05681

Li'l Ghost

An easy-to-build, 3-channel airplane that is small enough to be transported in any small car. The design by Bill Hall follows typical construction practice with sheet balsa for the fuselage and an open-frame wing. WS: 40"; L: 29"; Engine: .10 to .15; 3 channels; LD 2; 1 sheet; **\$8.00.**



FSP06651

Li'l Swell

A tiny flying boat with an open, sheeted structure designed by the ROW specialist, Ken Willard. The airplane poses no building problems and makes a very stable flying boat. WS: 33"; L: 26"; Engine: .020; 2 channels; LD 2; 1 sheet; **\$4.50.**



FSP07611

Lightning Bug

This tiny, .010-powered, rudder-only sport airplane designed by the master, Bill Winter has a simple construction built up of sheet balsa and spars. WS: 27"; L: 19"; Engine: .010; 1 channel; LD 2; 1 sheet; **\$4.00.**



FSP06721

Little Snort

This easily built, single-channel sport airplane designed by Larry Renger features aileron-only control and a vee stabilizer. All built-up construction with a novel look. WS: 40"; L: 36"; Engine: .09; 1 channel; LD 2; 1 sheet; **\$7.00.**



FSP11851

Magnum 64 Cycle


A thoroughbred design for sport fliers who want the ultimate in performance from their 4-stroke .60. This easy-to-build Dan Santich design is here redesigned and enlarged by Dr. J.J. Makovich. WS: 66"; L: 54"; Area: 760 sq. in.; Engine: .60 4S; 4 channels; LD 2; 2 sheets; **\$22.00.**



FSP11781

Maltese Falcon

This Ed Moorman redesign of the Goldberg Falcon is a "fun" R/C sport plane that is easy to build and follows the original Falcon construction. WS: 48"; L: 44"; Engine: .40; 4 channels; LD 2; 1 sheet; **\$10.50.**



FSP11842

MCX-25


This classy sport design by Mark and Kim McCutcheon is mid-wing, nearly in-line and very maneuverable, featuring built-up balsa/ply construction for a light, sturdy airframe. WS: 44"; L: 37"; Engine: .25; 4 channels; LD 3; 2 sheets; **\$16.00.**



FSP04882

Micro Laser 200

This double-dynamite, mini-sport scaler gives spritely performance on a small building budget. Not recommended for beginners, but the experienced flier will have a ball. Bob Cook design has an interesting building format. WS: 24"; L: 17"; Area: 90 sq. in.; Engine: .02 to .03; 2 channels; LD 3; 1 sheet; **\$8.50.**



FSP08712

Miga-Bipe

A simple airplane for those beginners who want to go the two-wing route. Design by Dave Ramsey has a sheet-balsa fuselage, simple canabes and built-up wings. WS: 36"; L: 34"; Engine: .10 to .15; 3 channels; LD 2; 1 sheet; **\$8.00.**



FSP08733

Mini Smog Hog

This Howard Bonner design proved to be one of the most maneuverable R/C airplanes of 1955. This 3/4-scale version of that famous airplane designed by Keith Donaldson has construction that mirrors the original and is not beyond the building or flying capabilities of any sport modeler. Ideal for VR/CS events. WS: 56"; L: 36"; Engine: .40; 3 to 4 channels; LD 2; 1 sheet; **\$10.50.**



FSP09891

Miss Diamond

To help us celebrate MAN's 60th anniversary, we asked Randy Randolph to design what he thought would be a perfect little biplane with broad appeal for all R/Cers. The result? This biplane has no rigging or struts, so saving time and energy in construction and maintenance. We expect this design to be popular for the next 60 years! WS: 44"; L: 31.5"; Area: 434 sq. in.; Engine: .10 to .15; 4 channels; LD 2; 1 sheet; **\$10.50.**



FSP11731

Miss Crescent City


Makes either a beautiful trainer for R/C pattern or an outstanding sport flier. Sheet-balsa fuselage and foam wing are featured in this Allen Wiltz design. WS: 51"; L: 43"; Engine: .30; 4 channels; LD 2; 1 sheet; **\$9.50.**



FSP07744

Mr. R.C. Funster


Here's the plan you've waited for—an unusual R/C machine for both experienced and beginner pilots. The design by Ted Teisler utilizes a Sig foam wing and sheet balsa. WS: 44"; L: 33"; Engine: .19 to .23; 3 channels; LD 2; 1 sheet; **\$10.00.**



FSP09703

Mr. Clean

If you like pattern birds, this Dick Remington design's for you! This balsa/ply airplane is easy to build and packs a potent performance. WS: 42"; L: 31.5"; Engine: .10 to .15; 4 channels; LD 2; 1 sheet; **\$10.00.**



FSP09773

deBolt Autogiro

An unusual but easy-to-build machine that is sure to set you apart from the crowd. From the fertile mind of Hal deBolt. WS: 48"; L: 43"; Engine: .40; 4 channels; LD 3; 1 sheet; **\$9.50.**



**FSP07671
Oscillator**

A lively stunt ship with a shoulder-wing configuration. This Bob Karlsson design is easy to build of sheet balsa and square stock. WS: 46"; L: 34"; Engine: .19; 3 channels; LD 2; 1 sheet; **\$9.00.**



**FSP03881
Osprey**

This 1/2A all-balsa cabin biplane is easy to build but incorporates some unique design features, such as easy-to-duplicate, molded-balsa wings and a slide-in radio and engine tray that provides easy access to all equipment. A comfortable wing loading in the 12- to 13-ounce, per-square-foot range is perfect for slow, relaxed flying. This Joe Wagner design is a sure hit for small fields. WS: 30"; L: 26"; Engine: .049; 2 channels; LD 2; 1 sheet; **\$10.50.**

ALL TIME FAVORITE!



**FSP08871
Peashooter**

This low-wing sport/trainer has an outstanding scale-like appearance, setting this design apart from other sport planes. An all-balsa, built-up airplane for 2- or 4-stroke engines designed by Henry Haffke. WS: 56"; L: 43"; Engine: .40 to .45; 4 channels; LD 2; 1 sheet; **\$12.50.**



**FSP03661
Petite Parasol**

Ralph Findance created this truly lovely parasol sport design out of balsa and plywood. Although intended for rudder-only flight, this airplane can also be flown REM. WS: 42"; L: 26"; Engine: .09; 3 channels; LD 2; 1 sheet; **\$4.50.**




**FSP01891
Predator**

This "tailless flying wing" sport design was developed entirely on a computer using a CAD (Computer-Aided Design) program. Its large wing gives it a broad flight envelope—one that the intermediate-level R/C flier will enjoy. Conventional construction techniques and materials are used in this unusual design by Gary Berg and Cindy Warren. WS: 50.5"; L: 40"; Engine: .40 to .45; 4 channels; LD 3; 2 sheets; **\$17.50.**



**FSP07772
Prentice Baby Biplane**

This nifty little biplane is quite light and very maneuverable. Don Prentice design features easy construction and outstanding flight performance. WS: 32"; L: 31"; Engine: .23; 4 channels; LD 2; 1 sheet; **\$7.00.**



**FSP06742
R/C Modular**

This pattern plane can be made in segments for easy repair or replacement. The design by J.D. Woods uses foam and balsa in an easy building sequence. WS: 51"; L: 40"; Engine: .40; 4 channels; LD 2; 1 sheet; **\$11.00.**



**FSP08801
Right Angel Mk. II**

Exciting foam flying wing for R/C combat. Easy to build, fast and maneuverable, but definitely not for the faint-hearted! WS: 36"; L: 17.5"; Area: 415 sq. in.; Engine: .20; 3 channels; LD 3; 1 sheet; **\$8.75.**



**FSP04771
Seastick**

This off-water R/C trainer, designed as a test bed for floats, turns out to be a fine flier. Design by G.A. Wilson is simple to build. WS: 50"; L: 40"; Engine: .29 to .35; 3 channels; LD 2; 1 sheet; **\$12.00.**



**FSP01881
Road Runner**

This versatile sport aerobatic plane makes an excellent 4-stroke club racer, readily accepting a 2-stroke engine if necessary. The Hal deBolt design features simple balsa construction, but is aesthetically more appealing than a box model. WS: 51"; L: 39"; Area: 500 sq. in.; Engine: .46 to .50; 4 channels; LD 2; 1 sheet; **\$12.00.**




**FSP01731
Rumpler C-5 or DH-4**

This plan double-header could be called "hurry-up" scale. They are broad interpretations of two WW I biplanes in a simple R/C building format designed by Paul Schaff Jr. Both fly very well on symmetrical airfoils. WS: 42"; L: 35.5"; Engine: .19 to .29; 3 channels; LD 2; 1 sheet; **\$8.75.**



**FSP04832
Reno Racer P-51**

Second in our easy-to-construct racing series, this aircraft is a perfect companion to the T-6 (FSP04821) and a great project for simplified racing fun. Design by Rich Uravitch uses all-balsa construction. WS: 43.5"; L: 32.5"; Engine: .15 to .19; 4 channels; LD 2; 1 sheet; **\$11.50.**



**FSP06641
Sidewinder Pylon Racer**

Although originally designed for the old AMA single-plane pylon racing, this model remains an interesting R/C sport plane to this day. The Dale Nutter design has a remarkable delta configuration. Easy construction out of conventional materials makes a highly maneuverable plane. WS: 44"; L: 28"; Engine: .19+; 3 channels; LD 3; 1 sheet; **\$8.50.**



**FSP09734
Sharpshooter**

A multi-purpose model—racing, pattern, or fun-flying. Designed by William Nielsen, this small R/C has standard built-up construction with conventional materials. WS: 41"; L: 31.4"; Engine: .15; 4 channels; LD 2; 1 sheet; **\$8.00.**



**FSP08811
Simitar Deuce**

A perfect sport and novelty airplane for all, this flying wing has outstanding flight characteristics and is simple to build from a foam core and balsa sheet. Designed by Bill Evans. WS: 57"; L: 24"; Area: 588 sq. in.; 3 channels; LD 2; 1-sheet; **\$7.50.**



**FSP03831
Snappy**

A highly maneuverable, easy-to-build, sport aircraft that features built-up balsa construction. This attractive airplane was designed by Floyd Manly. WS: 42"; L: 37.5"; Engine: .20 to .25; 4 channels; LD 2; 1 sheet; **\$9.50.**



**FSP04752
Sneaky Pete**

A small and simple "fun" R/C model with a classic '30s look. The design by Dean Swift is easy to complete with conventional materials—a real performer. WS: 43"; L: 33"; Engine: .15; 4 channels; LD 2; 1 sheet; **\$8.50.**

ALL TIME FAVORITE!



**FSP02831
Sport P-38 Lightning**

This "sort-of-scale" treatment features a foam wing, profile-type booms and built-up center pod. There's no quicker way to get a "Forked Devil" look with twin-engine excitement. Designed by Jack Sheeks. WS: 66"; L: 42"; Engines: (2) .35; 4 channels; LD 3; 1 sheet; **\$14.00.**



FSP07891
Spirit of 74

This newest design from the prolific Randy Randolph was specifically developed to utilize the Cox Queen Bee .074 R/C engine. Although the plane has a low-wing configuration, flight testing shows that it has such stability that ailerons are not required. Plane is constructed simply and can be built quickly and flown easily by the novice R/Cer. WS: 44"; L: 30"; Area: 297 sq. in.; Engine: .074; 2 to 3 channels; LD 2; 1 sheet; **\$9.50.**



FSP11802
Spunky

An R/C sport and pattern ship. Design by Dan deLuca is a super intermediate trainer that's easy to build and even easier to fly and land. WS: 53"; L: 45"; Engine: .30 to .40; 4 channels; LD 2; 1 sheet; **\$11.00.**



FSP12842
Stingray Delta .40

Steve Gray's rugged, snappy design is easy to build and delivers sizzling aerobatic performance. WS: 56"; L: 26"; Engine: .35 to .45; 3 to 4 channels; LD 2; 1 sheet; **\$12.50.**



FSP10781
Swine Flew

Despite its name, this small R/C plane with push-pull engines has an appearance that grows on you. Eckhardt Calder design features twin booms and fins with a pod fuselage that houses two engines. Construction is relatively easy and model is fully sheeted for ruggedness. WS: 38"; L: 20"; Engines: (2) .049; 4 channels; LD 3; 1 sheet; **\$7.25.**



FSP09871
Step-up

This Ed Westwood design can be flown off either land or water—something we have needed for years. Because of its lightness (2 1/2 pounds for land version and 3 1/2 to 3 3/4 pounds for water version) and ultra-simple construction, this is the design for the first-time floatplane pilot. WS: 50"; L: 40"; Engine: .25; 4 channels; LD 2; 1 sheet; **\$11.50.**



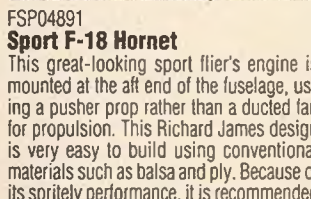
FSP07731
Super Coupe II

An interesting twin-fin sport design with a look apart from the usual and flight performance a cut above. The Bob Cording design is built up of balsa and ply. WS: 61.5"; L: 46.5"; Engine: .60; 4 channels; LD 2; 1 sheet; **\$12.00.**



FSP03691
T' Winger

One of Bill Northrop's finest designs, this biplane features built-up construction of balsa and ply. Truly outstanding flight performance with enough maneuverability to satisfy any pilot. WS: 56"; L: 47"; Engine: .60; 4 channels; LD 3; 1 sheet; **\$11.50.**




FSP04891
Sport F-18 Hornet

This great-looking sport flier's engine is mounted at the aft end of the fuselage, using a pusher prop rather than a ducted fan for propulsion. This Richard James design is very easy to build using conventional materials such as balsa and ply. Because of its spritely performance, it is recommended for the intermediate R/C flier. WS: 32"; L: 36"; Engine: .25; 3 channels; LD 2; 1 sheet; **\$12.00.**



FSP05881
Stewart Baby Biplane

Harry Stewart's 15-powered aerobatic biplane will appeal to the experienced flier who's looking for a small, performance-packed biplane with sporty lines. The all-wood construction is conventional and light, enhancing maneuverability. Its smallness makes transporting it to the field a cinch. WS: 32"; L: 29"; Engine: .15; 4 channels; LD 2; 1 sheet; **\$12.00.**



FSP10871
Super Hots Biplane

A two-wing version of the fun-fly plane of the '80s and '90s. This Floyd Manly design features simple construction, fantastic slow-flight qualities and aerobatic capabilities suited to a circus. Relatively easy to build in the Hots format. WS: 47"; L: 50.5"; Area: 854 sq. in.; Engine: .50 to .60; 4 channels; LD 2; 2 sheets; **\$16.50.**




FSP10842
T-Shooter

A fun-fly design that is just as enjoyable as Sunday fliers. Sheet-balsa and ply construction makes it very quick to build. Designed by Johnny Lichenburg. WS: 60"; L: 53"; Area: 720 sq. in.; Engine: .40 to .60; 4 channels; LD 2; 1 sheet; **\$12.00.**



FSP10791
Sportster 20

This compact, shoulder-wing sport flier is fully aerobatic yet very docile. The design, by Dick Sarpolus, is easily built of sheet balsa. WS: 50"; L: 41"; Area: 400 sq. in.; Engine: .19 to .25; 4 channels; LD 2; 1 sheet; **\$10.00.**



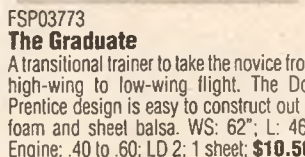
FSP02861
Super Hots

A 40- to 60-size version of our best-selling Hots that is just as much fun to fly as the original. Plans feature full-size patterns for quick-and-easy construction out of balsa and ply. This Dan Santich model is the new fun-flying king of the sky. WS: 54"; L: 51"; Area: 702 sq. in.; Engine: .40 to .61; 4 channels; LD 2; 1 sheet; **\$14.50.**




FSP07881
Skydart

This interesting design based on the classroom paper dart features all-wood construction and requires only a 1/2A engine for power. Although it's easy to build, it isn't recommended for the rank beginner, because it's difficult to see while airborne. The Mark McCray design is perfect for small-field flying. WS: 20"; L: 41"; Engine: .049; 2 channels; LD 2; 1 sheet; **\$9.00.**



FSP03773
The Graduate

A transitional trainer to take the novice from high-wing to low-wing flight. The Don Prentice design is easy to construct out of foam and sheet balsa. WS: 62"; L: 46"; Engine: .40 to .60; LD 2; 1 sheet; **\$10.50.**



FSP07691
Square Shooter

This Dave Robelen design has been a consistent best-seller at MAN for years. The airplane is easy to build and can be flown by anyone who's past the trainer stage. WS: 47"; L: 34"; Engine: .29; 4 channels; LD 2; 1 sheet; **\$9.50.**



FSP12731
Super Clean

A good-looking pattern airplane that gives big performance in a small package. Design by Dick Remington is easily built of conventional materials. WS: 56"; L: 43.5"; Engine: .29 to .45; LD 3; 1 sheet; **\$12.00.**

SPORT



FSP04801
Taylorcraft
 This R/C "sort-of-scale" model of Duane Cole's clipped-wing T-Craft is really a pattern ship in disguise—but docile enough to be an intermediate trainer. The Hal de-Boll design features his usual construction style in balsa and ply. WS: 55.5"; L: 41.5"; Engine: .40; 4 channels; LD 3; 1 sheet; **\$11.00.**



FSP11821
The Buzzard
 A nice, big floater with old-timer appeal, this Timothy Bucher-designed plane is relatively easy to build and fly using conventional materials and methods. WS: 76"; L: 50"; Engine: .40 to .60; 4 channels; LD 2; 2 sheets; **\$21.00.**



FSP04781
Twin Lizzie O.H.M.
 A larger version of a Keith Laumer "fun machine" from 1959—this time for R/C. This Paul Denson airplane is quite easy to build and fly. WS: 58"; L: 38"; Engine: .15 to .25; 3 channels; LD 2; 1 sheet; **\$13.00.**



FSP11871
Thunderbolt
 This 3-channel sport pattern ship has all the performance and aerobatic qualities of a much larger model. The Bob Cook design is perfect for club pylon racing and combat events because of its simple, low-cost construction. WS: 37.5"; L: 32"; Area: 262 sq. in.; Engine: .10; 3 channels; LD 2; 1 sheet; **\$9.50.**



FSP10811
The Yellow Kid
 An R/C sport model of moderate size for pattern maneuvers on O.S. Wankel power or normal .40 R/C engines. Its all-balsa structure is quite easy to build. Designed by Bruce Knox. WS: 44"; L: 37"; Area: 390 sq. in.; Engine: .25 to .30; 4 channels; LD 2; 1 sheet; **\$8.50.**



FSP02713
Tiny Tee
 A 2-channel R/C model for Sunday flying. Bob Palmer and Hal Deyoe design has a remarkable look with a high T-tail and sharply swept wing, but it's actually easy to build. WS: 35"; L: 38.5"; Engine: .049 to .051; 3 to 4 channels; LD 2; 1 sheet; **\$7.50.**



FSP06841
X-Wing Fighter
 May the Force be with you! This unconventional aircraft has a futuristic design but is simple to build, and its flight qualities are suitable for most sport fliers. The Gene Knight design features sheet-balsa construction. WS: 36"; L: 40"; Engine: .25 to .45; 4 channels; LD 2; 1 sheet; **\$11.50.**



FSP11741
The STOL Machine
 Here is a realistic short- or small-field R/C aircraft for glow or electric power. It's a must for all serious R/C pilots who enjoy their fun and games on Sunday. Design by Peter Russell is easy to build and fly. WS: 48.5"; L: 41"; Engine: .19 to .35; 4 channels; LD 2; 1 sheet; **\$12.00.**



FSP04841
The Hots
 A winning fun-fly R/C design that has proven to be one of MAN's all-time best-sellers. Designed by Dan Santich, this simple, quick-to-build, all-balsa model for beginner and expert alike is an outstanding aerobatic performer but quite stable. WS: 48"; L: 29.5"; Engine: .19 to .45; 4 channels; LD 2; 1 sheet; **\$13.00.**



FSP10802
Titewad
 This Randy Randolph design combines good looks, low-cost construction and solid performance into an appealing package—excellent for all except the first-time beginner. WS: 48"; L: 38"; Area: 348 sq. in.; Engine: .15 to .25; 4 channels; LD 2; 1 sheet; **\$10.50.**



FSP05821
The Big Apple
 This twin .40-powered pattern plane features built-up wooden construction. The Dick Sarpolus design provides pattern with performance and sport flying with zest. WS: 72"; L: 57"; Engines: (2) .40; 4 channels; LD 3; 1 sheet; **\$11.00.**

ELECTRICS



FSP08891
Lectric Hots
 The latest addition to the "Hots" series designed by Tom Stryker. This excellent sport flier is easy to build with conventional materials. WS: 37"; L: 35"; Engine: .05 electric; 4 channels; LD 2; 1 sheet; **\$9.50.**



FSP06851
Astro Challenger
 A Nats-winning electric-powered glider that is simple to build and easy to fly. This perfect plane for silent schoolyard fun is very competitive. Design by Bob Boucher features all-balsa, open-framework construction. WS: 70"; L: 37.5"; Area: 630 sq. in.; Power: .05 electric; 3 channels; LD 2; 1 sheet; **\$12.00.**



FSP12772
Ford Tri-Motor A.T.5 (Tin Goose)
 Fabulous R/C semi-scale model offers a choice between three electric or three internal-combustion engines. Straightforward balsa construction in a design by Dennis Tapsfield. WS: 60"; L: 39.5"; Power: (3) .049 or .05 electric; 4 channels; LD 3; 1 sheet; **\$11.00.**



FSP05771
Italair F20 Pegasus
 An electric-powered semi-scale Italian sport plane. Designed for Astro .05 electric motors, this fine flying machine can be adapted for two .051 engines. Design by Dennis Tapsfield utilizes conventional built-up techniques. WS: 51"; L: 37"; Power: .05 electric; 4 channels; LD 3; 1 sheet; **\$8.25.**



FSP11891
Blitzkrieg

The prolific Hal "Pappy" deBolt has redesigned his popular 1938 free-flight design to take advantage of the growing interest in electric power. The easy-to-build, easy-to-fly Blitzkrieg promises superb thermal-hunting ability with a touch of old-time nostalgia. Hours of quiet, relaxing enjoyment. WS: 60"; L: 39"; Area: 550 sq. in.; Power: .05 electric; 3 channels; LD 3; 2 sheets; **\$10.00.**




FSP05851
Electra Sportster

A perfect example of Hal deBolt's "formula for success" in electric models with aerobic capability! This electric airplane features a lightweight structure built with traditional materials and typical methods. It has a wing loading of only 12.3 ounces per square foot! WS: 52"; L: 37.5"; Area: 496 sq. in.; Power: Astro 25; 4 channels; LD 3; 2 sheets; **\$14.00.**



ALL TIME FAVORITE!
FSP03891
Electroliter

Latest in a long line of proven designs from Randy Randolph, this plane blends all the great trainer-like qualities of his series with the silent power of electricity. This ideal schoolyard subject is easy to build and fly. WS: 72"; L: 41"; Area: 637 sq. in.; Power: .05 electric; 3 channels; LD2; 1 sheet; **\$11.00.**



FSP06901
Javelin

Hal "Pappy" deBolt's high-performance sailplane uses a flat-bottom Davis airfoil with .05 geared electric motors. Lightweight materials and conventional construction techniques make the plane suitable for both novice and advanced modelers. WS: 60"; L: 45.75"; Area: 550 sq. in.; Power: Electric; 3 channels; LD 2; 1 sheet; **\$8.50.**



ALL TIME FAVORITE!
FSP11881
Mistral

Schoolyard-size .05-electric sport flier has racy lines but very gentle flying qualities. Its high-aspect-ratio wing is cut out of foam and reinforced with space-age carbon fiber. Root and tip templates allow modeler to construct the wing out of conventional balsa if desired. WS: 42.5"; L: 33"; Power: .05 electric; 3 channels; LD 3; 1 sheet; **\$8.50.**



FSP10861
Skeeter

An unusual but appealing semi-scale, electric-powered sport version of the deHavilland Mosquito bomber. Hal deBolt's design uses the latest building techniques to ensure a great-flying electric-powered model. Two plan sheets show wiring and electric power hookup. WS: 60"; L: 40"; Area: 625 sq. in.; Power: .05 electric; 4 channels; LD 2; 2 sheets; **\$12.00.**



ALL TIME FAVORITE!
FSP02822
Yardbird

An electric-powered R/C of very simple construction. This all-balsa construction is forgiving when airborne and ideal to operate off small fields. Designed by Randy Randolph. WS: 49.25"; L: 34.5"; Power: Electric; 3 channels; LD 2; 1 sheet; **\$8.00.**

Attention builders! The plans illustrated in this catalogue are construction plans only. All building materials must be purchased, including wood, engine and radio.

GLIDERS



FSP06744
Albatross

Excellent R/C soaring and thermalling glider designed by Dave Dyer. The long development of this machine ensures an extensive but easy-to-build balsa/hardwood construction. WS: 116"; L: 51"; 3 channels; LD 3; 1 sheet; **\$12.00.**



FSP08762
AR-13 R/C Glider

Exceptional soaring and thermalling glider designed for pattern maneuvers. Design by Edward Kolassa features all built-up wooden construction that is extensive but not difficult. WS: 114"; L: 57"; 2 channels; LD 3; 1 sheet; **\$12.50.**



FSP12801
Boomerang

This fine 2-meter sailplane could be a serious threat in any competition. Design by Jim Gray features an Eppler 205 airfoil and a straightforward building format. WS: 78"; L: 40"; Area: 600 sq. in.; 3 channels; LD 2; 1 sheet; **\$9.75.**



BEST SELLER!
FSP02871
Chandelle

This all-balsa, vee-tail aerobatic sailplane design by Mats Johansson carries a wing loading of only .06 ounce per square inch. Plan shows all bulkheads in built-up stage as well as in cross-section, and shows radio installation with various servo mixing setups. WS: 79"; L: 41"; Area: 575 sq. in.; 3 to 4 channels; LD 3; 1 sheet; **\$12.00.**

GLIDERS



FSP02792

Delta Lady

An excellent aerobatic balsa soaring glider for R/C in a Delta configuration. Snappy-looking design by Mike Trew features a wing with an interesting interlocking spar/rib construction. WS: 56"; L: 37"; 3 channels; LD 3; 1 sheet; **\$11.50.**



FSP07692

Eclipse

This large, good-looking glider should satisfy any building urge. Designed by Jim and Joe Matous and built of conventional materials. WS: 156"; L: 63"; 2 channels; LD 4; 1 sheet; **\$17.00.**

ALL TIME FAVORITE!



FSP04861

Firehawk

An unlimited-class sailplane by John Clarke that's the last word in design technology. Using a modified Eppler 205 airfoil, the Firehawk rides thermals with aplomb, and its spoilers allow spot-landing on a dime. Not for the beginner, this model uses advanced building techniques that require some fundamental scratch-building experience. WS: 125.5"; L: 56"; Area: 1192.5 sq. in.; 4 channels; LD 4; 3 sheets; **\$23.00.**

ALL TIME FAVORITE!



FSP06793

Free Spirit

This Standard-Class sailplane was a winner at the 1978 Nationals and features long duration and good penetration. Typical built-up balsa in a Leon Kincaid design. WS: 99"; L: 48"; 2 channels; LD 2; 1 sheet; **\$10.50.**



FSP01861

Gamma Gull

Return to an era of beauty and grace with this old-timer sailplane. It can be built with gull wings or straight wings. Design by Gordon Rae features built-up construction of balsa and plywood. WS: 70"; L: 37.5"; Area: 435 sq. in.; 2 channels; LD 2; 1 sheet; **\$11.50.**



FSP02751

Gulf Coaster

This thermal sailplane was designed by Bert Streigler to make the most of low-lift conditions. Very sturdy with conventional balsa construction. WS: 9"; L: 48"; 2 channels; LD 3; 1 sheet; **\$11.50.**



FSP09722

Hamilcar

WW II troop-and-cargo-type glider for single-channel or modified rudder/elevator flying. Simple-to-build scale design by Jack Headley is ideal for slope soaring or experiments with towing. WS: 44"; L: 28"; 1 or 2 channels; LD 1; 1 sheet; **\$8.75.**



FSP09683

Kestrel

This easy-to-build, single-channel glider has excellent soaring abilities, making it ideal for novices. The design by Dave Robelan is built up, primarily of sheet balsa. WS: 73"; L: 34.5"; 1 channel; LD 2; 1 sheet; **\$8.00.**



FSP12762

Nepelle

Here's a topnotch soaring and thermalling R/C glider that's good for a contest or sport flier. Design by Langdon Halls has very smooth lines from its built-up balsa construction. WS: 72"; L: 42.5"; 2 channels; LD 3; 1 sheet; **\$7.50.**



FSP11692

Nuage

If you like slope soaring, you will like this glider. Beautiful pod-and-boom design by Jim Matous has built-up surfaces and a fuselage carved out of thick balsa sheets. WS: 96"; L: 54"; 2 channels; LD 3; 1 sheet; **\$14.00.**



FSP06734

Phase One

This Chris Foss-designed glider is intended for R/C slope soaring and features stab side fuselage and built-up surfaces. WS: 72"; L: 43"; 3 channels; LD 3; 1 sheet; **\$9.00.**



FSP10742

Phoebe

This sailplane designed from the full-size Bolkow craft provides fine thermal and slope soaring abilities. Design by David Thornburg features a foam wing and wrapped-plywood fuselage. WS: 74"; L: 35"; 2 channels; LD 3; 1 sheet; **\$9.00.**



FSP01763

Pierce Duckie

An R/C glider that holds records for both soaring and thermal hunting. Design by Jerry Krainock features all built-up balsa construction. WS: 120"; L: 49"; Area: 1230 sq. in.; 2 channels; LD 3; 2 sheets; **\$22.00.**



FSP02821

Prophet IV

An easy-to-build competition-proven 2-meter glider designed by Joe Ruth out of balsa wood. WS: 78"; L: 41"; 3 channels; LD 2; 1 sheet; **\$10.50.**



FSP02842

Renegade

Hal deBolt loves to research; the result is this design for an unlimited FAI-style sailplane, featuring built-up composite materials and an NACA 65012 symmetrical airfoil. WS: 110"; L: 59.5"; Area: 1320 sq. in.; 4 channels; LD 3; 2 sheets; **\$14.50.**



FSP04842

Schweizer TG-2

The original of this magnificent scale sailplane was used for primary training by the U.S. Air Force in WW II. Design by Steve Moskal features built-up construction. WS: 126"; L: 62.5"; 3 channels; LD 3; 2 sheets; **\$26.00.**



FSP10812

Scooty

Slope soarer built out of fiberglass and foam features a unique fuselage construction. Designed by Willy Byers for intermediate fliers. WS: 80"; L: 40"; Area: 610 sq. in.; 2 channels; LD 3; 1 sheet; **\$9.00.**



FSP06691

Shood

An easy-to-build-and-fly, all-balsa, built-up R/C-powered glider. Design by George Messetler features constant-chord wing and slab side fuselage. WS: 75"; L: 41.5"; 2 channels; LD 2; 1 sheet; **\$6.00.**



FSP09781

Super Cirrus II

The famous Graupner sailplane was the best of its time; this new design by Rick Reuland featuring a fiberglass fuselage and built-up surfaces is larger and better. WS: 149"; L: 61.5"; 3 channels; LD 4; 1 sheet; **\$14.50.**

GLIDERS




FSP05811
SW-107

An unlimited sailplane with many interesting features. Large plan shows control system and full construction details; design by Harley Michaelis utilizes commercially available fiberglass fuselage. WS: 107"; L: 43"; Area: 620 sq. in.; 4 channels; LD 3; 1 sheet; **\$10.50.**



FSP11771
The Avenger

An R/C glider for slope soaring and aerobatics. Design by Jack Headley features relatively easy, all-balsa construction. WS: 94"; L: 41"; 3 to 4 channels; LD 2; 1 sheet; **\$11.00.**



FSP05693
Thermus

This high-performance glider by Joe Roslyn and Dick Sarpolus features a sheet-balsa fuselage and built-up wings and stab. The stabilizer and fin have the same design as the Taurus. WS: 101"; L: 56.5"; 2 channels; LD 3; 1 sheet; **\$8.50.**



FSP02801
Windsong

This R/C sailplane was designed for the 2-meter class by Bruce Abell, making a strong, lightweight balsa construction that's great for sport flying or contest work. WS: 76"; L: 35"; Area: 455 sq. in.; 2 channels; LD 2; 1 sheet; **\$10.50.**



FSP06871
Zinger

A hand-launched high-performance glider that incorporates ailerons! This easy-to-transport, quick-to-build model is perfect for the budget-minded modeler. A Bob Cook design: WS: 60"; L: 31"; Area: 400 sq. in.; 2 to 3 channels; LD 2; 1 sheet; **\$7.00.**



FSP07851
Wizard

An easy-to-build, slope-soaring, aerobatics plane, this Bob Cook-designed model is fast yet docile, responsive and predictable—just what the doctor ordered. It features a simple sheet-balsa box fuselage and foam wing core. WS: 48.5"; L: 32"; Area: 384 sq. in.; 2 channels; LD 2; 1 sheet; **\$12.00.**



FSP06774
Windshark

An excellent sailplane for slope or thermal flying. Simple, basic design by Fred Koval and Alan Kicks makes plane easy to build and fly. WS: 96"; L: 53"; 3 channels; LD 2; 1 sheet; **\$12.00.**



FSP08771
Vill Doo (Sailplane)

An exceptional glider that combines outstanding performance with an equally outstanding appearance. The design by John L. Hoover employs traditional balsa construction with blue foam and fiberglass in an intriguing building format. WS: 116"; L: 49"; 4 channels; LD 4; 1 sheet; **\$15.00.**

PATTERN



FSP07841
Akrobat II

An outstanding mid-wing design for FAI Turnaround pattern or high-performance sport flying. Design by Gerry and Terry Graham features built-up framework in the "Laser" style. WS: 77"; L: 67"; Engine: 60+ 2C or 1.20 4C; 4 channels; LD 3; 2 sheets; **\$25.00.**



FSP06802
Arrow

This World Champion Pattern airplane by Wolfgang Matt features such items as an enclosed tuned pipe and a variable-pitch prop. The balsa/plywood/foam construction is in a typical pattern format. WS: 63"; L: 54"; Area: 713 sq. in.; Engine: 120 4S or .60 2S; 4 to 7 channels; LD 3; 1 sheet; **\$13.00.**



FSP03762
Atlas

This world champion pattern airplane by Wolfgang Matt was designed specifically to win. Construction follows typical pattern practice: built-up surfaces and a sheet-wood fuselage shaped with blocks. WS: 69"; L: 42"; Engine: .60; 5 channels; LD 3; 2 sheets; **\$16.00.**



FSP02703
Blue Angel

An excellent multi-pattern ship with a scale-like Navy fighter look, in-line design and superior flight qualities. This easy-to-build design by Nick Samardge utilizes a lot of Styrofoam for exceptional construction features. WS: 56"; L: 46"; Engine: .60; 4 to 5 channels; LD 3; 1 sheet; **\$10.50.**

PATTERN



FSP07751
Comptaur

The famous Kazmirski Taurus forms the basis of this design by Don Botteron. This extremely smooth, constant-speed flier features a modified Taurus wing but uses the original's basic construction format. WS: 64"; L: 52"; Engine: .60; 5 channels; LD 3; 1 sheet; **\$11.00.**



FSP06701
Corsair Mk. II

Although based more on the "old school" of R/C pattern design, this attractive airplane would still suit any sport flier. Design by John Maloney features a built-up fuselage and a built-up, sheeted wing. WS: 64"; L: 51"; Engine: .60; 4 channels; LD 3; 1 sheet; **\$12.50.**

BEST SELLER!



FSP02651
Crusader

Dr. Ralph Brooke originally presented his classic design for pattern competition nearly a quarter-century ago. It's both an all-balsa project for the newcomer to aerobatics and a bit of nostalgia that will stimulate the vintage pattern enthusiast. Either way, this design is truly timeless. Reissued in the June '88 MAN. WS: 68"; L: 42"; Engine: .60; 5 channels; LD 3; 2 sheets; **\$11.00.**

ALL TIME FAVORITE!



FSP12761
Curare

Nearly 15 years old, this world-famous pattern plane designed by Hanno Prettnier is still seen in pattern contests; its anhedral stab is one-of-a-kind. Construction of wood and foam is in a typical pattern style but features many rare and unusual design elements. WS: 60"; L: 56"; Engine: .60; 5 channels; LD 3; 1 sheet; **\$12.00.**



FSP10701
Cutlass

Don Coleman's pattern airplane combines military style with high performance. Built of balsa and foam in a typical pattern fashion. WS: 62"; L: 51"; Engine: .60; 4 to 5 channels; LD 3; 1 sheet; **\$11.00.**



FSP09783
Deception

Excellent R/C pattern airplane can win in virtually any class. This Jim Kimbro design follows the usual balsa/foam techniques but is one of the best-looking pattern birds ever. WS: 63"; L: 59.5"; Engine: .60; 5 channels; LD 3; 1 sheet; **\$13.00.**



FSP02712
Desperation Mk. III

This extremely attractive pattern and sport airplane designed by Jerry Worth has a classic '30s look but maneuvers very efficiently. Constructed of balsa and hardwoods. WS: 54"; L: 46"; Engine: .60; 4 channels; LD 3; 1 sheet; **\$11.00.**



FSP10731
Doublet

Dennis Tapsfield has designed a pattern ship with a difference—twin engines. The effective area of two props is far greater than that of one larger prop disc. Constructed with a standard, easily built-up format of wooden materials. WS: 60"; L: 45"; Engines: (2) .35; 4 channels; LD 3; 1 sheet; **\$10.50.**

ALL TIME FAVORITE!



FSP05783
Duellist Mk. II

This extremely beautiful, twin-engine pattern plane is a first-rate flier for fun or contests. Designed by Dave Platt, this fine machine is built up with balsa, plywood and hardwood, and has fully sheeted surfaces. WS: 69"; L: 56.5"; Engines: (2) .40; LD 3; 1 sheet; **\$14.50.**



FSP07781
Esprit

An exciting R/C pattern plane with the look of a military fighter and the qualities needed to win in any class. Design by Van Twelves employs typical balsa/foam construction. WS: 58"; L: 43"; Engine: .40; 4 to 5 channels; LD 3; 1 sheet; **\$10.50.**



FSP04783
EU-1

Very unusual R/C pattern aircraft that is still seen at 1990 contests. The unusual planform designed by Wayne Utery is built with ingenious foam methods and balsa structures. WS: 58"; L: 67"; Engine: .60 to 1.20; 5 channels; LD 4; 2 sheets; **\$20.50.**



FSP08852
Eureka

This world-class FAI turn-around design by Ray Keane and Noel Barrett has balsa/foam construction that is simple and straightforward, featuring a choice of fixed or retractable gear. WS: 70"; L: 60"; Area: 830 sq. in.; Engine: .60 to 1.20; 4 channels; LD 3; 1 sheet; **\$13.50.**



FSP08693
Eyeball

This is the radical Art Schroeder design that started the trend to mid-wing airplanes. This consistent contest winner is easily built, featuring a foam wing and slab side fuselage. WS: 60"; L: 43"; Engine: .60; 4 channels; LD 3; 1 sheet; **\$9.50.**



FSP03752
Gator Flea

This smaller version of the former National Champion's famous Compensator is yet another winner designed by Rhett Miller III. Conventional balsa/foam construction. WS: 54"; L: 40"; Engine: .40; 4 channels; LD 2; 1 sheet; **\$10.00.**



FSP02743
Henchman

Maurice Franklin has designed a first-rate aerobatic pattern plane of balsa and plywood. WS: 64"; L: 51"; Engine: .40; 4 channels; LD 2; 1 sheet; **\$12.00.**




FSP11841
Kaos-90

A 25-percent enlargement of Joe Bridi's original design by Dewey Newbold and James Cummings. Construction follows that of the original. WS: 73.5"; L: 69"; Engine: .90; 4 channels; LD 2; 2 sheets; **\$21.00.**



FSP02681
Kwik-Fli Mk. III

Unquestionably the single most popular pattern airplane of all time. Although first published in MAN in 1968, this remarkable airplane is built and flown even today; it's that good. Construction features slab side fuselage and a D-lube, built-up wing. Phil Kraft design is eligible for VR/CS events. WS: 60"; L: 52"; Engine: .60; 4 channels; LD 3; 2 sheets; **\$12.00.**



FSP02772
L'Oiseau de Paradis
 A top-quality, medium-size R/C pattern plane that was designed by Charles Perry for fun as well as contests. An elliptical wing gives the aircraft a remarkable appearance. Constructed of balsa and plywood. WS: 57"; L: 51"; Engine: .40; 5 channels; LD 3; 1 sheet; **\$13.50.**



FSP09671
Li'l Vertigo
 A potent pattern package for those who like their airplanes on the fast side. Jack Butler design is in a typical pattern style with a built-up, sheeted wing. WS: 58"; L: 44"; Engine: .60; 4 channels; LD 3; 2 sheets; **\$17.50.**



FSP06733
Mach I
 Norm Page's Mach I cut a wide swath in 1973 when its many pattern wins won it a place on the U.S. World Team; it could easily do so again today. Employs typical pattern building techniques in balsa and foam. WS: 62"; L: 56"; Engine: .60; 5 channels; LD 3; 1 sheet; **\$12.50.**



FSP07721
Marabu Mk. III
 Two-time world champion FAI design by Bruce Giezendanner features all built-up, balsa/ply construction. An older design with modern capabilities. WS: 66"; L: 53"; Engine: .60+; 5 channels; LD 3; 2 sheets; **\$14.50.**



FSP08724
Mig-Ball
 Art Schroeder's answer to the .40-powered craze in pattern. This design is perhaps the best of his Eyeball Series: fast, precise and predictable with in-line configuration à la Eyeball. Constructed of foam and sheet balsa. WS: 54"; L: 43"; Area: 500 sq. in.; Engine: .40; 4 channels; LD 2; 1 sheet; **\$10.50.**



FSP04811
Minare
 A .40-powered version of Hanno Pretzner's championship Curare that's suitable for 4- to 6-channel equipment. A spectacular performer, especially when equipped with a .60. WS: 56"; L: 49"; Area: 599 sq. in.; Engine: .40; 4 channels; LD 3; 1 sheet; **\$11.00.**



FSP12722
Mustang-X
 One of Jim Kirkland's finest designs—a .40-powered pattern ship that nearly won in the 1971 Nats. Patterned along the lines of a Mustang unlimited racer and constructed of built-up sheet balsa and plywood. WS: 55"; L: 43"; Area: 500 sq. in.; Engine: .40; 4 channels; LD 3; 2 sheets; **\$12.00.**



FSP06861
New Wave
 This extraordinarily appealing pattern plane is an advanced design for intermediate and skilled builders. Built up of balsa and plywood from a design by Gordon Jack. WS: 72.5"; L: 58"; Area: 920 sq. in.; Engine: 60 2S or 1.20 4S; 4 channels; LD 3; 2 sheets; **\$21.00.**



FSP09691
New Orleanian, Jr.
 A small-scale version of Jim Edward's winning pattern plane from the late '60s. Easily built up of balsa and plywood. WS: 42"; L: 35"; Engine: .19; 4 channels; LD 3; 1 sheet; **\$8.50.**



FSP07852
P-51B Mustang
 A great semi-scale model for pattern designed by Bengt Norman. Not true scale, the airplane uses typical pattern moments and force arrangements while retaining the Mustang look. The airplane features a built-up balsa-and-ply framework and is very maneuverable. WS: 54"; L: 47.5"; Area: 580 sq. in.; Engine: .40 to .50; 5 channels; LD 3; 2 sheets; **\$20.00.**



FSP05723
Panzer D 20
 An excellent pattern design that has not lost any of its charm over the years. This balsa/foam design by Rich Brand is relatively easy to build; retracts could be incorporated. WS: 62"; L: 53"; Engine: .60+; 4 or 5 channels; LD 3; 1 sheet; **\$12.00.**



FSP05733
Pathfinder
 This easy-to-build Pattern contest plane has many contest wins and can win for you! Design by Dan deLuca features fully sheeted surfaces over open-balsa construction for a slick, fast and maneuverable airplane. WS: 59"; L: 51"; Engine: .60; 4 to 5 channels; LD 3; 1 sheet; **\$12.00.**



FSP05752
Preventor
 A shoulder-wing R/C pattern ship modeled after the lines of a military COIN aircraft. Typical foam/balsa construction in a design by Don Prentice and John Williams. WS: 76"; L: 57"; Engines: (.2) .40; 5 channels; LD 3; 2 sheets; **\$20.00.**



FSP12742
Ragnarok
 An excellent semi-scale R/C pattern plane for contest or Sunday flying. Design by Dale Alvea features sheet-balsa fuselage and foam wing. WS: 65"; L: 50.5"; Engine: .60; 4 channels; LD 3; 1 sheet; **\$12.00.**



FSP08841
Reaction
 This great turn-around design by Tom Miller features a very sturdy and light airframe in balsa and plywood. WS: 70"; L: 63"; Area: 841 sq. in.; Engine: 1.20 4S; 4 channels; LD 3; 2 sheets; **\$22.00.**



FSP07762
Screaming Eagle
 An exciting pattern machine that will turn all eyes in your direction. This is one pattern bird that actually looks like a bird! Conventional construction in balsa and foam in a design by Van Twelves. WS: 61"; L: 51"; Engine: .60; 5 channels; LD 3; 1 sheet; **\$12.00.**

PATTERN



**FSP06801
Sidewinder**

An R/C pattern ship that's just the right size to transport in a little car. Does every maneuver in the book and looks good too. Design by Mike Lee is easy to build out of balsa and foam. WS: 45"; L: 40"; Area: 375 sq. in.; Engine: .25; 4 channels; LD 2; 1 sheet; **\$10.50.**



**FSP10691
Striker**

An excellent pattern plane with a jet-like appearance. Peter Russell design features flaps on a built-up airframe. WS: 60"; L: 57"; Engine: .60; 5 channels; LD 3; 1 sheet; **\$12.50.**




**FSP04692
Styx**

Pierre Marot's 1969 Internats runner-up remains a topnotch sport airplane and could be eligible for VR/CS contests. Mid-wing design features a built-up fuselage and fabric-covered surfaces. WS: 65"; L: 53"; Engine: .60; 4 channels; LD 3; 2 sheets; **\$17.00.**



**FSP05741
Super Sicrolly**

Hanno Prettner's famous FAI Pattern ship has made the World Championships twice for a 2nd- and 3rd-place finish. Built of balsa, foam and plywood. WS: 63"; L: 54"; Engine: .60; 5 channels; LD 3; 1 sheet; **\$12.00.**



**FSP08731
Super Home Brew**

A typical pattern airplane in both construction and performance. In the right hands, it is capable of any AMA or FAI maneuver. Designed by Bill Gast. WS: 62"; L: 53"; Engine: .60; 5 channels; LD 3; 1 sheet; **\$12.00.**



**FSP10761
Super Rampage**

An exciting pattern plane that can "do it all" for both novices and experts. Design by Jerry and Nancy Worth involves a built-up balsa fuselage and foam wing. WS: 60"; L: 58"; Engine: .60; 5 channels; LD 3; 1 sheet; **\$13.00.**



**FSP02732
Sweetater**

This was a fine pattern airplane in 1973, and it remains so today. Don Coleman's blueprint was the forerunner of many designs that followed. Mostly balsa and foam. WS: 64"; L: 49.5"; Engine: .60; 4 to 5 channels; LD 3; 1 sheet; **\$12.00.**



**FSP10751
The Saturn**

R/C pattern at its very best, designed by Ivan Kristensen using traditional pattern-building materials and techniques. WS: 64"; L: 50.75"; Engine: .60; 5 channels; LD 3; 1 sheet; **\$11.50.**



**FSP10801
The Saturn SE**

Ivan Kristensen's original Saturn has been Canada's entry in several World Championships. Constant honing has made this updated design an ideal project for any pattern flier. Balsa/foam construction. WS: 64"; L: 50.75"; Area: 724 sq. in.; Engine: .60; 5 channels; LD 3; 1 sheet; **\$11.00.**



**FSP03721
Tiger Tail**

Ron Chidgey's 1971 Nats Pattern winner and International team entry. This older design is one of the best patterns ever presented. Constructed of balsa, ply and foam. WS: 64"; L: 49.5"; Engine: .60 2S to 1.20 4S; 4 or 5 channels; LD 3; 1 sheet; **\$11.00.**



**FSP07771
Super Circus**

An exciting R/C plane developed to meet the early Las Vegas TOC Pattern schedule. The design was so advanced then, it is still competitive even today. Aussie Jeff Tracy's design features balsa/foam construction and two-wheel landing gear. WS: 64"; L: 52.5"; Engine: .60 to 1.20; 4 channels; LD 3; 1 sheet; **\$16.00.**



**FSP09861
Turn-a-Cat**

An easy-to-build sport model that looks like a racer and flies like a dream. This plane would be great for pattern. Design by Roger Luebke features either built-up or foam wing. WS: 66"; L: 53"; Area: 850 sq. in.; Engine: 60 2S or 1.20 4S; 4 channels; LD 2; 2 sheets; **\$20.00.**



**FSP03733
Utopia**

If you like good-looking, superior-flying pattern birds, you'll love this George Albright design. This lightweight, built-up airplane is competitive still, since it used the best pattern design elements of its time. WS: 63.75"; L: 52"; Engine: .60; 4-5 channels; LD 3; 1 sheet; **\$17.00.**

Each plan you order will be individually reproduced from its original mylar master using a high-quality blueprint machine, then safely shipped to you, VIA UPS, in a sturdy mailing tube!


SHIPPING AND HANDLING CHARGES		
	First Item*	Each Additional Item
U.S.	\$3.00	\$1.50
Foreign Airmail	Add \$7.50 for each 1 lb.	
*Plans, Prints, and Posters 1-3 = 1 item/1 lb.		

RACING



FSP11782
1/2A Delta

Looking for something a little out of the ordinary? Try this balsa/foam, 1/2A-powered delta racer. Design by Greg Doe uses sub-min radios and goes like smoke. WS: 19"; L: 14"; Engine: .049; 3 channels; LD 2; 1 sheet; **\$7.00.**



FSP06712
B/S Mach I A

This extremely fast, open-pylon record holder designed by Bob and Chuck Smith has a built-up fuselage and a foam wing. WS: 43"; L: 41"; Engine: .40; 4 channels; LD 3; 1 sheet; **\$11.50.**




FSP02733
Bob Cat

A world-record holder, FAI pylon racer with some really innovative design elements. This Bob Violett design is built of balsa, ply and foam. WS: 57"; L: 43"; Engine: .40; 4 channels; LD 4; 1 sheet; **\$9.00.**



FSP05742
Bonzo II

Originally, this model of Steve Whitman's Bonzo was designed for QM racing, but it also makes a nice scale project. Easy-to-complete design by Brad Shepherd features all-built-up airframe. WS: 36"; L: 33.5"; Engine: .15; 4 channels; LD 3; 1 sheet; **\$9.50.**



FSP02773
Cam Racer

Easy to build, but red hot in flight, this 1/2A racing design by Greg Doe would be fun to use in informal club racing. Primarily sheet-balsa construction. WS: 29"; L: 26.5"; Engine: .049; 3 channels; LD 3; 1 sheet; **\$8.50.**



FSP05714
Cassutt Model II

This singular-looking Formula 1 Pylon racer designed by Fred Angel is fast and maneuverable, making it great for sport flying. Relatively easy to construct out of balsa and plywood. WS: 43"; L: 40"; Engine: .40; 4 channels; LD 2; 2 sheets; **\$9.50.**



FSP04691
Continental 600

This good-looking Formula 2 racer designed by Bob Noll is built up with fully sheeted surfaces. Its flying qualities are so good that this airplane doubles as a sport flier. WS: 58"; L: 42"; Engine: .40; 4 channels; LD 3; 1 sheet; **\$8.00.**

ALL TIME FAVORITE!



FSP09742
Deja Vu

This quarter-midget racer can impress the locals at your club field or even win you the "big one" Design by Fred Reese is easy to build out of balsa and ply. WS: 34"; L: 32.5"; Engine: .15; 4 channels; LD 2; 1 sheet; **\$8.50.**



FSP01661
Delta - Too

Although originally designed for the old single-plane AMA pylon event, this plane is not just a lesson in modeling history. This Austin Leftwich design is a very maneuverable sport airplane that is right up-to-date with its delta configuration. An easy-to-build flying wing. WS: 36"; L: 25"; Engine: .15; 3 channels; LD 3; 1 sheet; **\$9.50.**



FSP12771
Estrellita/Stinger

Formula 1 Pylon racing at its very best! You can win with either version of this Bob Owens design. Constructed of balsa and foam. WS: 50"; L: 41"; Engine: .40; 4 channels; LD 3; 1 sheet; **\$11.00.**



FSP02723
Li'l Pogo

Although originally designed by Brad Shepard as a Quarter Midget, this little bird would make an excellent sport scale model as well. The all-balsa airplane is fast and maneuverable. WS: 38"; L: 34"; Engine: .15; 4 channels; LD 2; 1 sheet; **\$7.00.**



FSP11712
Minnow II

Bob Upton's built-up, sheet-balsa airplane is intended for FAI racing or Formula 2. WS: 50"; L: 46"; Engine: .40; 4 channels; LD 3; 1 sheet; **\$17.00.**



FSP11721
Miss Cosmic Wind

This fast Formula 1 racer designed by Jerry Wagner to win races features built-up balsa/ply construction. WS: 49.5"; L: 45"; Engine: .40; 4 channels; LD 3; 1 sheet; **\$13.50.**



FSP10712
Morse Shark

This good-looking, fast Formula 1 racing design by Robert Morse and Joe Foster features balsa-and-ply built-up construction. WS: 48"; L: 43"; Engine: .40; 4 channels; LD 3; 1 sheet; **\$13.50.**

RACING



FSP12753

Quarter Midget Minnow

An all-balsa, built-up Quarter Midget racing plane that combines good looks and top speed potential in a design by Greg Doe. WS: 40"; L: 32.5"; Engine: .15; 4 channels; LD 3; 1 sheet; **\$8.50.**



FSP12821

Speed Wing

A fast, .40-powered biplane for sport flying that's competitive even in sport pylon racing. Construction follows the typical practices of designer, Hal deBolt. WS: 42"; L: 34.5"; Engine: .40; 4 channels; LD 3; 1 sheet; **\$11.50.**



FSP07701

Ugly Two

What a name for a Formula 2 R/C racer! This Bob Baron/Pete Reed design is a fast, maneuverable sport airplane that features a built-up balsa fuselage and a foam wing. WS: 68"; L: 44.5"; Engine: .40; 4 channels; LD 3; 1 sheet; **\$9.50.**



FSP09771

Yellow Jacket

This 1/2A pylon design by Alan Clark is ideal for informal club racing. Primarily sheet-balsa construction with a ribbed wing. WS: 25.5"; L: 30.5"; Engine: .049; 3 channels; LD 2; 1 sheet; **\$7.00.**

SCALE



FSP09872

A6M2-N Rufe Conversion

Convert your Top Flite, Royal Zero, or, indeed, any .60 Zero to an A6M2-N Rufe for ROW operation. Plans include main- and tip-float construction plus wing-tip and tail-feather modifications. Designed by Ed Westwood. LD 2; 1 sheet; **\$11.50.**



FSP10661

Aeronca C3

This marvelous rendition of the "bathtub-like" light plane of the '30s features built-up, scale-like construction of traditional modeling materials in an R/C scale project designed by Ralph Findance. WS: 54"; L: 30"; Engine: .15; 3 channels; LD 3; 1 sheet; **\$9.00.**



FSP05841

Baby Ace D

A D.B. Mathews design always means a superior plane, and this sport-scale model that flies like a trainer is no exception. Features built-up balsa plywood construction. WS: 60"; L: 40"; Engine: .25 to .40; 4 channels; LD 2; 1 sheet; **\$15.00.**

BEST SELLER!



FSP05702

AT-6 Texan

The most exciting semi-scale R/C plane that MAN has featured in many years. This outstanding plan is worth the full price just to look at, and the airplane is superb both in appearance and flight. Design by Don Carkhuff and Ed Price features extensive construction in balsa, ply and hardwood. WS: 60"; L: 42"; Engine: .60; 4 to 6 channels; LD 3; 1 sheet; **\$16.00.**



FSP07742

Avro Vulcan


Excellent R/C standoff scale of famous British bomber, featuring a rear engine in a pusher configuration. Matthew Steele design is all built up of balsa and ply. WS: 46"; L: 39"; Engine: .40; 3 channels; LD 3; 1 sheet; **\$9.50.**



FSP11752

Baby Ace

An excellent scale R/C of a popular home-built aircraft that flies well and looks great. Andrew Zoph design features balsa-and-ply construction. WS: 74"; L: 55"; Engine: .60 to 1.20; 4 channels; LD 3; 2 sheets; **\$20.00.**



FSP09753

Bede BD-5

A fine semi-scale, home-built design by Fred Reese. This is a "fun" machine that's easy to build. WS: 36"; L: 25"; Engine: .049; 2 channels; LD 2; 1 sheet; **\$7.50.**



FSP03821

Beechcraft Baron

A beautifully performing, sport-scale R/C suitable for two .10 engines. This easy-to-build George E. Caldwell design is a good beginning point for twin-engine flying. WS: 48"; L: 29"; Engines: (2) .10; 4 channels; LD 2; 1 sheet; **\$11.00.**




FSP12791

Bellanca WB2

This R/C scale model of the transatlantic flier of the late '20s involves fairly complex balsa/ply construction. This is a builder's project. Design by Eric Fearnley features lots of detail on an easy-to-fly, high-wing cabin monoplane. WS: 74"; L: 41"; Area: 703 sq. in.; Engine: .35 to .40; 4 channels; LD 4; 1 sheet; **\$10.50.**

BEST SELLER!



FSP10902

Bellanca P-200-A Airbus

Stan Rutz's 1/12 sport-scale float sesquiplane (monoplane-and-a-half) derives from the venerable 12-place, 1934 Bellanca Airbus. It's able to lift off still water in dead air, and the model has a one-piece construction that keeps its interior dry—even if you dump it onto its back! For proficient builders. WS: 65"; L: 42.5"; Engine: .20 to .26 FS; 4 channels; LD 4; 2 sheets; **\$17.00.**



FSP12681

Bird Biplane

Tom Stark's biplane captures all the glamour of the classic '20s machine in a small R/C version. Outlines and basic structure follow those of the full-size airplane with only minor airfoil modifications. Construction follows traditional methods. WS: 50"; L: 33"; Area: 598 sq. in.; Engine: .23; 4 channels; LD 3; 1 sheet; **\$11.00.**



FSP06723

Blohm and Voss

WW II's most unusual and controversial reconnaissance plane makes an excellent scale subject by the well-known designer, Nick Ziroli. Features typical built-up balsa construction with unusually stable flight characteristics. WS: 54"; L: 43.5"; Engine: .40; 4 channels; LD 2; 1 sheet; **\$11.00.**



FSP06831

Boeing Stearman PT 13D

A "dime scale" plan for the famous plane that saw such long service in the Army and Navy. This Bengt Norman design features lightweight balsa, built-up construction and a wing with scale rib spacing. WS: 39"; L: 31"; Engine: .19 to .29; 4 channels; LD 3; 1 sheet; **\$9.50.**



FSP09732

Britten-Norman BN-2A Islander

R/C scale plane designed by Mark Frankel is easily constructed of balsa, ply and foam. Although powered by two engines, this plane performs well on a single engine. It's also good at picking up those flying and scale points. WS: 76"; L: 52"; Engine: (2) .40; 5 to 6 channels; LD 3; 1 sheet; **\$12.50.**

BEST SELLER!



FSP05901

Bucker Jungmeister (1990)

Floyd Manly's design of this famous German aerobatic biplane is moderately sized, making transportation easy. This size does not reduce its performance, however; this biplane can handle any maneuver. Construction of conventional materials is only moderately difficult. The cabane—usually a "bug-a-boo" for biplanes—is quite simple to make and ensures accurate wing alignment. WS: 53.5"; L: 45"; Area: 967.4 sq. in.; Engine: .60; 4 channels; LD 3; 2 sheets; **\$12.50.**

BEST SELLER!



FSP05801

Canadair CL-215

An R/C sport-scale model of the famous twin-engine, amphibian, fire-fighting water-bomber. Steve Gray design utilizes spruce, balsa and plywood as its principal materials. WS: 76"; L: 55"; Area: 791 sq. in.; Engines: (2) .25; 5 channels; LD 4; 1 sheet; **\$15.00.**



FSP11832

CAP-21

A .60-powered R/C version of the famous French aerobatic airplane. This one is hot and capable of stretching any pilot's flight skills while remaining docile for sport modelers. Balsa/foam construction makes this Floyd Manly design easy to build. WS: 68"; L: 53.5"; Engine: .60; 4 channels; LD 3; 2 sheets; **\$21.00.**



FSP06671

Chipmunk

This scale airplane almost won the World Pattern Championships in the '60s. The Jack Stafford design is true-to-scale, featuring a built-up fuselage and foam wing. WS: 59"; L: 43"; Engine: .60; 4 channels; LD 3; 1 sheet; **\$9.50.**



FSP05691

Citabria

Fred Angel's R/C scale version of the full-size aerobatic light plane is built up of balsa and ply and covered with fabric. WS: 62"; L: 43"; Engine: .60 to .90; 4 channels; LD 3; 1 sheet; **\$14.50.**



FSP10651

Cougar Nesmith

Although intended for rubber power, this Tom Stark design is perfect for a small-engine R/C project. Easy construction out of sticks and sheet balsa. WS: 25.5"; L: 24"; Power: Rubber; LD 2; 1 sheet; **\$4.00.**



FSP04722

Curtiss Hawk P-6E

An outstanding R/C scale replica of an old favorite among modelers. Design by Ken Marsh features fairly complex, all built-up construction for an airplane with outstanding flight characteristics. WS: 56"; L: 40"; Engine: .60; 4 channels; LD 3; 2 sheets; **\$16.00.**



FSP06822

Dalotel

This scale presentation of the French Aerobatic design is suitable for both pattern and standoff events. Foam and built-up construction in a design by Obi Mapua. WS: 54"; L: 49"; Engine: .40; 4 channels; LD 2; 1 sheet; **\$10.50.**



FSP05762

deHavilland DH 2 (1976)

This fabulous scale version of the WW I fighter designed by Peter Neale is one of the finest MAN has published; features extensive, scale-like construction. WS: 56"; L: 48"; Engine: .60; 4 channels; LD 4; 2 sheets; **\$21.50.**



FSP08821

deHavilland DH 4

Designed to a scale of 1 1/2 inches to 1 foot, this famous WW I biplane flies well and makes an interesting building project. The plan set designed by Eric Fearnley is beautifully detailed. WS: 62.5"; L: 43"; Engine: .40 to .60; 4 channels; LD 3; 2 sheets; **\$25.50.**

BEST SELLER!



FSP10891

deHavilland DHC-2 Beaver

This scale rendition designed by Ed Westwood is ideal for intermediate builders. The well-detailed plans include float construction and installation drawings. Balsa and ply are the primary structural materials, with foam used for the floats. WS: 70.25"; L: 46.25"; Engine: .40 to .50; 4 to 5 channels; LD 3; 2 sheets; **\$20.50.**



FSP02862

Der Jaeger

Get into the biplane craze with this great-flying scale model designed by Floyd Manly. At 1/5 scale, it is easy to transport, and the construction is straightforward for fast building. This biplane will get a lot of attention at your flying field. WS: 48.5"; L: 42"; Engine: .40 to .60; Area: 707 sq. in.; 4 channels; LD 3; 2 sheets; **\$20.50.**

SCALE



FSP12701
deHavilland DH 2 (1970)
 This Vern Zundel masterpiece is a WW I classic. Although not 100 percent scale, modifications can make it so. Features all built-up airframe with hardwood booms. WS: 56"; L: 48"; Engine: .60; 4 channels; LD 4; 1 sheet; **\$14.00.**



FSP08782
Dornier Do 23C
 This 1-inch-to-1-foot twin-engine replica of the WW II German bomber captures all of the airplane's lines and details for a very competitive R/C scale project. Beautifully drawn plans by Don Srull feature extensive, interesting construction. WS: 84"; L: 61"; Engines: (2) .35; 5 channels; LD 4; 3 sheets; **\$26.50.**



FSP02891
Douglas DC-3 (1989)
 This modeling favorite is presented in 3/4-inch-to-1-foot scale and features all-wood conventional construction. Although it isn't very difficult to build, this Dave Ramsey design requires intermediate building and flying skills. WS: 75.25"; L: 49"; Area: 503 sq. in.; Engines: (2) .25; 5 channels; LD 3; 2 sheets; **\$21.00.**



FSP06711
Douglas DC-3 (1971)
 One of the finest scale projects for R/C ever published in MAN, this Paris White design features fully planked and sheeted fuselage and flight surfaces. In flight, the plane is stable enough to match the skills of infrequent fliers—it has no bad habits. WS: 94"; L: 63"; Engines: (2) .50 to .60; 6 channels; LD 3; 2 sheets; **\$22.00.**



FSP11711
Grueine Turbulent
 This single-place sport plane for the scale buff is an excellent pattern flier. The Bert C. Striegler design, constructed of balsa and ply, is relatively easy to build and very true to scale. WS: 66"; L: 46.5"; Engine: .60; 4 channels; LD 2; 1 sheet; **\$13.50.**



FSP04851
Fairchild Ranger
 On land or sea, this model will thrill you! John Sullivan's design allows you to build both the float and land versions of this classic light plane in R/C form. Construction follows traditional built-up methods. WS: 56"; L: 37.5"; Area: 520 sq. in.; Engine: .15; 3 channels; LD 2; 2 sheets; **\$17.00.**



FSP12712
Focke-Wulf FW D-9
 Exciting two-inch-to-the-foot scale German WW II fighter designed by Bill Smith. Three sheets of excellent drawings allow construction of a detailed model. This excellent flier employs advanced building techniques. WS: 68"; L: 56"; Engine: .60 to 1.20; 4 to 6 channels; LD 4; 3 sheets; **\$21.50.**



FSP04852
Fokker D-VII (1985)
 This WW I German fighter is easy to build and big enough to win at contests. The relatively simple design by Rich Uravitch is built of balsa and ply using traditional methods. WS: 49"; L: 41"; Area: 712 sq. in.; Engine: .60 4S; 4 channels; LD 2; 1 sheet; **\$12.50.**



FSP06852
Fokker EV/DVIII
 Ernst Udet's personal aircraft from WW I was a highly maneuverable aircraft for its time. This Walt Musciano design is a faithful outline rendition that can be built with high ease at low cost. Radio-control scale in all-balsa. WS: 55"; L: 38"; Engine: .19 to .36; 4 channels; LD 3; 2 sheets; **\$15.00.**



FSP12661
Fleet Model 1
 R/C scale at its best! Bill King design features sturdy, all-balsa, built-up construction for very stable flight characteristics. WS: 68"; L: 34"; Engine: .45 to .60; 4 channels; LD 3; 2 sheets; **\$10.50.**



FSP10741
Furee Biplane
 This nicely detailed biplane combines scale appearance with aerobatic performance. The Don Prentice design is easy to build with either a built-up format or foam wings. WS: 45"; L: 43"; Engine: .60 to 1.20; 4 channels; LD 3; 2 sheets; **\$21.00.**



FSP08742
Great Lakes Trainer
 This William Borie design should stir the heart of any biplane lover—standoff scale at its very best! The aircraft is highly aerobatic and should be a winner in IMAC events. WS: 48"; L: 41"; Engine: .60; 4 channels; LD 3; 1 sheet; **\$15.00.**



FSP01782
Grumman FM-2 Wildcat 1
 An excellent R/C scale model of the famous WW II Navy shipboard fighter. Eric Fearnley design features planked fuselage, sheeted, built-up wings and retractable landing gear. WS: 62"; L: 42"; Engine: .60; 6 channels; LD 4; 1 sheet; **\$12.00.**



FSP03772
Grumman Hellcat
 This fabulous scale model of the WW II Navy fighter, designed by Eric Fearnley, flies like a trainer, even though it's scale. Constructed of balsa and plywood. WS: 58"; L: 41"; Engine: .60; 4 to 5 channels; LD 3; 1 sheet; **\$11.50.**



FSP04732
Grumman SA-16B Albatross
 A gorgeous R/C scale project that operates from land or water. Advanced construction features built-up surfaces and a planked hull. Designed by Chester Babbin. WS: 72"; L: 46.5"; Engines: (2) .45; 5 channels; LD 4; 2 sheets; **\$20.00.**



FSP09791
Grumman Wildcat F4F-3
 A compact R/C scale model with classic stick-and-tissue construction. The problem of unusual Grumman landing gear is avoided by leaving it off and hand-launching. Designed by J.P. Neale. WS: 38.5"; L: 27"; Area: 270 sq. in.; Engine: .15; 3 channels; LD 3; 1 sheet; **\$9.00.**



FSP04751
Heinkel HE 64C
 Scale radio control for those who like their machines unusual. Designed by the famous Nats Scale winner, Tom Stark the construction employs some interesting techniques using balsa and ply. WS: 48"; L: 41"; Engine: .23 to .29; 4 channels; LD 3; 1 sheet; **\$9.00.**



FSP04711
Henschel HS 12913
 Twin-engine R/C in-between scale of a famous German WW II anti-tank fighter. Design by Brent Reusch features construction on the fuselage and a foam wing. WS: 67"; L: 46"; Engines: (2) .29 to .35; 4 to 5 channels; LD 3; 2 sheets; **\$12.00.**

BEST SELLER!

ALL TIME FAVORITE!

ALL TIME FAVORITE!

ALL TIME FAVORITE!



FSP04791

Howard Ike

An R/C scale model of Ben Howard's famous racing plane from the Golden Age. The fuselage is a basic box "fleshed out" with formers and stringers; the design by Henry Hafke uses balsa, ply and hardwood. WS: 56"; L: 45"; Engine: .40; 4 channels; LD 3; 2 sheets; **\$11.50.**



FSP07712

Howard Pete

This scale Thompson Trophy racer was intended for the early FAI Pylon event, but it also makes an interesting sport scale project. Designed by Alex Chisolm, the airframe has built-up, sheeted fuselage and wings. WS: 59.25"; L: 47"; Engine: .40; 4 channels; LD 3; 1 sheet; **\$10.50.**



FSP09704

JU-87B

Germany's most-feared aircraft is finally available in scale form! Alan R. Pickup has captured all of the Stuka's sinister lines in a replica that flies well. Interesting and challenging construction out of traditional materials. WS: 68"; L: 53"; Engine: .60 to .90; 5 channels; LD 4; 2 sheets; **\$23.00.**



FSP08753

Little Toot

A magnificent scale biplane of the famous aerobatic machine. Flight capability is outstanding, with smooth and precise maneuvers. Design by Dennis Tapsfield involves extensive construction of conventional materials. WS: 56"; L: 50"; Engine: .60; 4 channels; LD3; 2 sheets; **\$19.00.**



FSP11761

Messerschmitt ME-163B-1A

This exciting R/C Scale of WW II's first rocket-powered plane is a true modeling masterpiece. Colin Moss's tailless design features leading-edge slots and great maneuverability. Constructed of balsa and ply. WS: 59"; L: 38"; 5 channels; LD 3; 2 sheets; **\$14.50.**

ALL TIME FAVORITE!



FSP08711

Lloyd's Liberty Sport

This classic biplane is a builder's project and a flier's dream. Design by Dick Graham features extensive built-up balsa construction. WS: 55"; L: 45"; Engine: .60 to .80; 4 channels; LD 3; 2 sheets; **\$19.50.**



FSP12682

Mini Corben Super Ace

Cute? You want cute? This airplane defines the term. This easy-to-construct Dave Robelan design is intended for subminiature radio gear and rudder-only control. WS: 19.5"; L: 13.5"; Engine: .010; 1 channel; LD 2; 1 sheet; **\$4.00.**



FSP04702

Mister Mulligan (RC)

A scale R/C model of one of the most famous airplanes of the '20s and '30s. This Hurst Bowers design is extremely attractive, flight-capable and fun to build. Construction is built up stringer-style with balsa and ply. WS: 42.5"; L: 31"; Engine: .15; 4 channels; LD 3; 1 sheet; **\$8.25.**



FSP03801

Nieuport 28

An R/C standoff-scale model of one of the best-looking biplanes of WW I. Design by Nick Zirolli features balsa/ply built-up construction. WS: 51"; L: 40"; Engine: .40 to .60; 4 channels; LD 3; 1 sheet; **\$11.50.**

ALL TIME FAVORITE!



FSP07631

Nieuport 27

One of the finest R/C scale airplanes in MAN's plan library. The design by Joe Leitner has scale outlines and scale-type construction in traditional wooden materials, which are fabric-covered. Takes a fair amount of experience to construct. WS: 60"; L: 35"; Engine: .35; 3 channels; LD 3; 1 sheet; **\$12.00.**

ALL TIME FAVORITE!



FSP09681

North American OV-10A

This fine R/C scale version of the North American OV-10A COIN fighter of WW II is a twin-engine project without the usual twin-engine problems. The airplane is a consistent contest winner with superb flight characteristics. The design by Frank Capan utilizes sheet balsa, heavy square stock and plywood. WS: 68"; L: 48"; Engines: (2) .60; 4 to 6 channels; LD 3; 2 sheets; **\$22.00.**



FSP10652

P-47N Thunderbolt

This scale R/C model is one of the most stunning, high-quality designs published in over 60 years of MAN. Although the R.L. Shellenbaum design is hoary and time-worn, the techniques used in its construction are the same as those of today, making a very maneuverable airplane out of conventional materials. WS: 63"; L: 49.5"; Engine: .60; 4 to 5 channels; LD 4; 2 sheets; **\$11.00.**



FSP01691

PJ-260

This superb R/C scale biplane is sure to be a winner in any scale contest. Patterned after the aerobatic biplane flown by Rod Jocelyn in air shows, this Pete Reed design produces superior performance while following conventional building methods with balsa, ply and hardwood. WS: 54"; L: 40"; Engine: .60; 4 channels; LD 3; 1 sheet; **\$10.00.**

ALL TIME FAVORITE!



FSP10821

Percival Mew Gull

A graceful, 1/4-scale pylon racer that flies like a stable pattern ship. This design by Bruce Lund and Geor Schmid is easy to build. WS: 68"; L: 60"; Engine: .60; 4 channels; LD 2; 2 sheets; **\$21.00.**



FSP04742

Pitts S1A

Topflight machine for IMAC events designed by Jerry Nelson. The beautiful plan set for this champion full-scale aerobatic plane features construction that's somewhat advanced, but not beyond the capabilities of most sport modelers. WS: 48"; L: 41"; Engine: .60; 4 channels; LD 3; 1 sheet; **\$12.00.**



FSP09751

Polish CSS-11

An exciting standoff scale in the traditional Zlin/Chipmunk style. Advanced construction of traditional materials in a design by Andrew Uminski. WS: 70"; L: 54"; Engine: .60 to 1.20; 5 channels; LD 4; 2 sheets; **\$22.00.**



FSP06692

Provost I Mk. I

Roy Yates created a magnificent scale replica of this English trainer, and these beautifully drawn plans will allow you to build one as well—a real challenge for the experienced builder. Extensive construction uses conventional materials. WS: 60"; L: 49.75"; Engine: .80+; 5 channels; LD 4; 1 sheet; **\$12.00.**



FSP03671

Rearwin Speedster

This fine R/C scale presentation designed by Woody Woodward features scale-like, built-up construction of conventional modeling materials. The airplane is a very solid performer; it could be a winner with proper detailing. WS: 78"; L: 45.5"; Engine: .60+; 4 channels; LD 3; 1 sheet; **\$15.50.**



FSP07811

Reggiane RE-2005 Sagittario

A presentation of Italy's best WW II fighter in 1 3/4-inch scale by Donald Grassi. This beautiful plan set outlines a challenging building project in balsa, ply and hardwood. The airplane flies in a scale-like manner, making this project a sure winner. WS: 63"; L: 50"; Area: 682 sq. in.; 4 to 6 channels; LD 4; 2 sheets; **\$38.00.**


ALL TIME FAVORITE!



FSP06843

Republic P-47 Thunderbolt

This is one of the "penny-pinching warbird" series and will be a neat addition to your sport-scale hangar. The built-up Rich Uravitch design is easy to build and easy to fly. WS: 40"; L: 29"; Engine: .15 to .19; 4 channels; LD 2; 1 sheet; **\$11.00.**



FSP03791

RV-3

This outstanding sport pattern airplane looks good and flies better. The design by Glenn Carter is not difficult to build out of balsa and a foam wing core. WS: 52"; L: 52"; Engine: .60; 4 channels; LD 2; 1 sheet; **\$12.00.**



FSP09713

Ryan STA (1971)

Maxey Hester's 2nd-place finisher at an FAI International Championships features advanced construction, resulting in a maneuverable model airplane that looks great and flies magnificently. WS: 72"; L: 46"; Engine: .60 to 1.20; 5 channels; LD 4; 3 sheets; **\$34.50.**



FSP11811

Schweizer 1-30

This "silhouette scale" design of an engine-powered glider is an unusual design by Dr. D.B. Mathews. The all-balsa airframe is not difficult to build, resulting in a sturdy model with outstanding flight characteristics. WS: 78"; L: 39"; Area: 648 sq. in.; Engine: .19 to .25; 4 channels; LD 3; 1 sheet; **\$11.00.**



FSP11822

Sky Ranger


This "silhouette-scale" design by D.B. Mathews has an easy-to-handle conventional building format, constructed of balsa, ply and hardwood. WS: 50"; L: 32"; Engine: .15; 3 channels; LD 2; 1 sheet; **\$10.00.**



FSP03852

SE 5A (R/C)

A member of the WW I "Dawn Patrol," Rich Uravitch's aircraft will let you enjoy the fun of a biplane without the pain of intricate building. This design, for intermediate builders, is built up of balsa and ply in a relatively easy format. WS: 50"; L: 40"; Area: 800 sq. in.; Engine: .60 4S; 4 channels; LD 2; 1 sheet; **\$13.00.**



FSP04773

Sopwith Scout (PUP)

Fabulous scale plans for the famous WW I fighter. Design by Bud Roane features scale-based construction of conventional materials. Plane has outstanding flight characteristics. WS: 49"; L: 39"; Engine: .45 to .60; 4 channels; LD 3; 2 sheets; **\$19.50.**



FSP02691

Sperry Messenger (1969)

This 1920 U.S. Army scout airplane was often called the "cutest airplane in the Army." The Bert Streigler design retains all the charm of the original. This little biplane is an outstanding flier that's easy to build. WS: 48"; L: 36"; Engine: .49; 4 channels; LD 3; 2 sheets; **\$9.50.**



FSP08831

Spezio Tuholer

One of America's entries into the Reno Scale World Championships. Suitable for sport scale or all-out FAI competition, this bird, designed by Cliff Tacie, is an exact replica of the full-size, home-built airplane. Structure is scale-like and built from conventional materials. WS: 74"; L: 58.5"; Area: 1,100 sq. in.; Engine: .60 to .90; 4 channels; LD 3; 2 sheets; **\$26.50.**



FSP03781

Spinks Akromaster (1978)

Originally designed for the T.O.C. 1978 Prototype Aerobatic program in Las Vegas, this Ed Keck design remains a nifty sport/scale/pattern airplane for 1990. The airplane is large but easy to build of conventional materials. WS: 74"; L: 63"; Engine: .90 to 1.20; 4 channels; LD 3; 2 sheets; **\$18.50.**

BEST SELLER!



FSP12891

Squint Scale P-40 Tomahawk

This Tim Farrell design might just be the R/C model you've been looking for. It looks like a full-size airplane; it's simple to build, and it's very easy to fly. Built-up construction with conventional materials. WS: 62"; L: 57"; Area: 785 sq. in.; Engine: .60 4S; 4 channels; LD 3; 2 sheets; **\$21.50.**



FSP06773

Steen Skybolt

One of the best biplanes MAN has ever presented. The design by Bob Noll isn't too difficult to build and has outstanding flight qualities. Typical balsa construction. WS: 52"; L: 42"; Engine: .60; 4 channels; LD 3; 1 sheet; **\$12.00.**



FSP12752

Stevens Akro

This all-balsa, all built-up R/C sport-scale model of the famous home-built designed by Frank Capan is very good-looking and very maneuverable. WS: 64"; L: 50"; Engine: .61; 4 channels; LD 3; 1 sheet; **\$10.50.**



FSP10721

Yak-3

An R/C scale model of Russia's famous WW II, low-level fighter. The design by Brent Reusch features retracts, flaps, balsa/foam construction and pattern flight performance. WS: 57"; L: 52"; Engine: .60; 5 or 6 channels; LD 3; 1 sheet; **\$11.00.**



FSP04761
Super Fli
 This contest-winning design of Phil Kraft's full-scale airplane won the first contest it entered. The package includes engineering drawings of the full-size airplane for documentation. Builds up as a pattern plane out of balsa, foam and ply. WS: 60"; L: 48.5"; Engine: .60 to 1.20; 4 channels; LD 3; 2 sheets; **\$19.50.**



FSP08691
Supermarine S-6B
 Exciting scale R/C copy of the Schneider Cup racer designed by Dave Ramsey. The plans detail the airframe and float system. Construction is built up out of balsa and plywood. WS: 40"; L: 32"; Engine: .19 to .23; 4 channels; LD 3; 1 sheet; **\$10.50.**



FSP04821
T-6 Texan
 An easily constructed, performance-packed sport racer in our "Penny Pinching Pylon" series. All-balsa, built-up design by Rich Uravitch uses foam for its turtle deck. WS: 44"; L: 31"; Engine: .15 to .19; 4 channels; LD 2; 1 sheet; **\$10.50.**



FSP11652
Travel Air 2000
 This R/C replica of the famous '20s biplane is one of Bill Northrup's finest designs. The built-up construction of conventional materials requires advanced modeling skills. The biplane's flight qualifiers are outstanding. WS: 70"; L: 45"; Engine: .65+; 4 channels; LD 4; 2 sheets; **\$12.00.**



FSP01711
Taube
 A semi-scale R/C model by that master of flying semi—Nick Ziroli. This excellent flying machine is frequently seen at Rhinebeck WW I contests. Construction is well within the capabilities of any sport flier. WS: 55.5"; L: 45"; Engine: .29 to .40; 3 channels; LD 2; 1 sheet; **\$11.00.**



FSP03851
Vultee L1 Vigilante
 Build this WW I classic and you will have your own contest-winning STOL. This study in design is for the advanced builder. This R/C 1/8-scale project was designed by Eric Fearnley. WS: 76.5"; L: 51"; Engine: .60 to .45; 5 channels; LD 4; 2 sheets; **\$23.00.**



FSP12822
Vickers Wellesley
 This is a scale model of one of the largest, single-engine, twin-cockpit bombers ever built. The Walter Musciano design has very light wing loading. WS: 37.5"; L: 20"; Engine: .051; 3 channels; LD 3; 1 sheet; **\$9.00.**



FSP02722
Waco PG-2 Power Glider
 This R/C scale, powered WW II cargo and troop carrier glider is unusual enough to turn some heads at the flying field. This easy-to-build, easy-to-fly design by Harry Apoian is an ideal model for developing twin-engine experience. WS: 102"; L: 57.5"; Engines: (2) .29; 4 channels; LD 2; 2 sheets; **\$23.00.**



FSP06761
Waco ATO Taperwing
 R/C scale version of one of Waco's many biplanes. Designed by Willard Chapman, the built-up airframe is very sturdy and not overly difficult to build. WS: 48"; L: 41.5"; Engine: .60; 4 channels; LD 3; 1 sheet; **\$12.00.**



FSP12692
Zlin Akrobat
 This Maxey Hester masterpiece is true scale, using a foam wing and built-up balsa fuselage. WS: 70"; L: 46"; Engine: .60; 4 channels; LD 4; 2 sheets; **\$17.00.**

*****BEST SELLER!*****



FSP02832
Wildcat
 This Bob Karlsson masterpiece should be used with its companion retractable landing gear (FSP03832). Outstanding flight qualities. A challenging project with a complex structure of conventional materials. WS: 76"; L: 58"; Engine: .60 to 1.20; 6 channels; LD 4; 2 sheets; **\$28.00.**

*****BEST SELLER!*****



FSP03832
Wildcat Retractable Gear
 Full-size drawing of all the parts you'll need to assemble the retractable landing gear for Bob Karlsson's beautiful airplane featured in the February 1983 MAN (FSP02832). Although the retract is not absolutely necessary, it makes the airborne Wildcat look fantastic. LD 4; 1 sheet; **\$11.00.**

GIANT SCALE



FSP01821
1/4 Scale Quickie
 Quarter-scale version of the famous Bert Rutan Quickie, featuring balsa/plywood/foam construction in an easily built format. A truly unusual canard design by K. Sterner. WS: 48"; L: 50"; Engine: .40; 4 channels; LD 2; 1 sheet; **\$11.00.**



FSP01772
1940 Porterfield Collegiate
 A fine scale rendition of the early light plane in built-up balsa/plywood construction. Designed by Gene Salvay. WS: 84"; L: 52"; Engine: .60 to .90; LD 3; 2 sheets; **\$30.00.**



FSP10782
Armar Gorrior
 This excellent 1/4-scale Argentinian home-built is quite small—with only a 75-inch wingspan. Balsa/plywood built-up design by Dennis Tapfield. WS: 75"; L: 49"; Engine: .60; 4 channels; LD 2; 1 sheet; **\$12.50.**



FSP06782
Bristol Bullet (Scout)
 Fabulous 1/4-scale R/C version of famous WW I fighter. Lou Eltscher makes large plane out of conventional materials. WS: 70"; L: 63"; Engine: .60 to 1.20; 4 channels; LD 3; 2 sheets; **\$29.50.**

*****ALL TIME FAVORITE!*****

GIANT SCALE

BEST SELLER!



GSP00003
Beechcraft G-17S

Owen Morris's superb 1/4-scale model of this classic biplane features exact-scale outline and rib spacing. All built-up construction designed for large chain-saw engines such as the Kioritz and Roper. WS: 108"; L: 78"; Engine: 2.0+; 4+ channels; LD 3; 2 sheets; **\$31.50.**



FSP09881
Chance Vought SB2U-1 Vindicator

This pre-WW II Navy classic is a large 1/6-scale model not recommended for beginners because of its size and complexity. However, this Doc Keith design uses conventional materials and construction techniques, so a modeler with reasonable skills and experience should have little difficulty. WS: 84"; L: 65"; Area: 1220 sq. in.; Engine: 2; 7 channels; LD 4; 3 sheets; **\$39.50.**



FSP05831
Chilton D.W.I.

All built-up, exact-scale version of the classic '30s airplane. Designed by Dennis Tapsfield to a scale of 3 1/2 inches to 1 foot, the easily built model is clearly giant scale, but still suitable for the O.S. .60 4-stroke. WS: 84"; L: 63"; Engine: .60; 4 channels; LD 3; 2 sheets; **\$24.00.**

ALL TIME FAVORITE!



FSP03841
Cobra

Unprecedented giant-scale model of a famous racer. Twin gull wings on a Midget Mustang fuselage make this Dan Santich-designed beauty a real flying machine. Built-up balsa/ply/hardwood construction. WS: 76"; L: 65"; Engine: 2+; 4 channels; LD 4; 3 sheets; **\$35.50.**

BEST SELLER!



FSP06832
Corben Super Ace

This 1/3-scale airplane is suitable for chain-saw engines and has easy flight characteristics and rugged construction for long life. A nearly ideal first giant-scale project. Designed by Dan Santich. WS: 110"; L: 70"; Engine: 1.8+; 4 channels; LD 3; 3 sheets; **\$35.00.**



FSP05832
Dart Kitten

A beautiful 1/4-scale version of a '30s light plane. Although requiring a good deal of construction in a format that closely duplicates that of the full-size aircraft, the Par Lundqvist design is not beyond a typical modeler's skill, and the finished scale giant can be flown even by a novice. WS: 78"; L: 65"; Engine: .60 to .90; 4 channels; LD 4; 2 sheets; **\$32.00.**

ALL TIME FAVORITE!



GSP00001
Fokker D-VIII (1982)

This huge 3/10-scale treatment of Germany's famous WW I parasol lighter ties an enjoyable building experience with an ideal beginners giant-scale airplane. Extensive scale-like construction using conventional materials. Bob Dunn was the project director on this Southern Tier Aero Radio Society (STARS) design. WS: 98"; L: 66"; Engine: 2.4; 4 channels; LD 3; 3 sheets; **\$31.00.**



FSP03861
Glasair

This is a fine scale model that flies well and looks good. At a scale of 3.9 inches/foot, this Ron Sebosky-designed aircraft is between 1/4- and 1/3-scale, but is not at all ungainly. Construction is of balsa, plywood and hardwood. WS: 71"; L: 57"; Area: 781 sq. in.; Engine: .90 to 1.20; 4 channels; LD 3; 3 sheets; **\$27.00.**



FSP09841
Jodel D-9

A beautiful scale version of the popular French home-built that's ideal for the O.S. Gemini Twin. Scale construction in a design by R.A. Konkle. WS: 82"; L: 64"; Area: 1255 sq. in.; Engine: 2+; 4 channels; LD 3; 2 sheets; **\$38.00.**

BEST SELLER!



FSP10851
Knight Twister Imperial

A peerless, exciting-to-fly Golden-Age classic in 1/3 scale. This Dan Santich design requires extensive building; the full-size parts are drawn on a separate sheet. WS: 70"; L: 62"; Area: 1505 sq. in.; Engine: 2+; 4 channels; LD 3; 3 sheets; **\$35.00.**

BEST SELLER!



FSP07791
Laser 200

This is a big scale model of Leo Loudenslager's Laser 200, designed for pattern aerobatics or standoff scale using a geared .90 for power. Design by Wayne Ulery involves extensive construction with balsa, hardwood and ply and foam wings. WS: 85.5"; L: 63.25"; Engine: .60 to 1.20; 4 channels; LD 3; 2 sheets; **\$21.00.**



FSP02851
Kool Canary

A giant-scale version of Bill Warwick's Hot Canary. This biplane's rare appeal and great flying characteristics spring from a Leon Schulman design that uses balsa, hardwood and plywood to build a large airframe. An easy-to-construct model that is rugged yet easily transportable. WS: 56"; L: 61"; Area: 1500 sq. in.; Engine: 1.8+; 4 channels; LD 3; 2 sheets; **\$23.00.**



FSP07861
Liberty Sport B

One of the best-flying biplanes, this Roger Stern design spans nearly 8 feet and requires a gasoline engine to haul its 2,000-plus square inches of wing area into the sky. Not for beginners, this advanced model features built-up rib sections, detachable wing panels and laminated wing tips. WS: 7'9"; L: 76"; Area: 2041 sq. in.; Engine: 2+; 4 channels; LD 4; 4 sheets; **\$44.50.**

BEST SELLER!



FSP12811
Lockheed C-130 Hercules

Skip Mast's giant-scaler is based on the huge Lockheed Hercules. This airplane is virtually a college-level course in foam building techniques. Foam sections are covered with sheet balsa. WS: 102"; L: 75"; Area: 1020 sq. in.; Engines: (4) .19 to .25; 6 to 8 channels; LD 4; 1 sheet; **\$30.50.**



FSP01843
Woodhopper

This 1/4-scale ultralight is a planeful of fun. Constructed mainly of balsa with an aluminum A-frame undercarriage, Keith Sterner's design contains detailed rigging instructions. WS: 50.5"; L: 55.5"; Engine: 60 4S; 3 channels; LD 3; 2 sheets; **\$23.50.**



FSP10824

Mew-Gull Wing Development

Throw away that foam wing from your Percival Mew Gull (FSP10821), and replace it with this superior built-up wing. A Hal deBolt design, naturally. 1 sheet; **\$12.00.**

ALL TIME FAVORITE!



FSP02811

Monocoupe 90 A

A 1/4-scale replica of a classic '30s light plane. All of that airplane's magnificent lines are duplicated in this fine R/C scaler designed by Don Palumbo and Tony Lombardo. Construction features a stringered fuselage and built-up wing; materials used are balsa, hardwood and plywood. WS: 95"; L: 58"; Area: 1309 sq. in.; Engine: .60 to 1.20; LD 3; 2 sheets; **\$21.50.**



FSP06811

Monoprep

A beautiful parasol from the '20s, this aircraft is easy to build and flies like an old-timer free-fighter. It's a nearly ideal R/C scale project for modelers who have some building experience. Design by Doc Mathews is built up of balsa and ply. WS: 72"; L: 48.5"; Area: 820 sq. in.; Engine: .30 to .40; 4 channels; LD 2; 1 sheet; **\$11.00.**



FSP09762

Mooney Mite

Super scale version of a famous light plane that's sure to be a winner. Design by Ed Morgan employs a foam-core wing and built-up fuselage. WS: 81"; L: 56"; 6 channels; LD 3; 2 sheets; **\$21.00.**



FSP01871

Nostalgaier's N3 PUP

This 1/4-scale model of Nostalgaier's Cub look-alike is a real pleasure machine. Put floats on it and you have magic on wings. Design by Jim Simpson is fully built up of conventional materials. WS: 90"; L: 51"; Area: 1050 sq. in.; Engine: .60 4S; 4 channels; LD 2; 2 sheets; **\$18.50.**

BEST SELLER!



FSP09832

Ole Tiger

An ideal subject for pattern or scale, this Dan Santich design is a Formula 1 aircraft in R/C model scale form. Ideal for .60 engines in straight or geared configurations, this plane will take advantage of expert piloting skills while remaining accessible to Sunday fliers. Built-up balsa and hardwood. WS: 72.5"; L: 64.5"; Area: 1100 sq. in.; Engine: .60 to 1.20; 4 channels; LD 3; 2 sheets; **\$26.00.**

BEST SELLER!



FSP09822

P-26A "Peashooter"

A unique scale model that has not yet been overdone. This great 1/4-scale subject, when finished in its colorful paint scheme, is a sure winner. Plenty of balsa-plywood construction in this design by Dan Santich. WS: 84"; L: 71"; Engine: 2 to 2.5; 4 channels; LD 3; 2 sheets; **\$31.50.**

ALL TIME FAVORITE!



GSP00005

Piper J-3 Cub

A true-to-scale version in both outline and construction of Bob Nelitz's famous original. Scaled at 4 inches to 1 foot, a huge 12-foot wing makes this an extremely impressive model. WS: 144"; L: 81"; Engine: 2.4; 4 channels; LD 4; 2 sheets; **\$32.50.**



FSP11701

Rearwin Skyranger

This massive model, a true builder's project, was designed by Gene Salvay—a man who worked on the original. Involved construction, primarily of balsa with plywood and hardwood at strategic points. WS: 84"; L: 51"; Engine: .60 to 1.20; 4 channels; LD 4; 2 sheets; **\$29.50.**



FSP01831

RV-4

Another giant-scaler from the fertile mind of Hal "Pappy" deBolt. This 1.3-scale flier is aerobatic, simple to assemble and fly and transportable in a compact car. Airplane uses any standard R/C system and flies well on Quadra power. WS: 92"; L: 80"; Area: 1766 sq. in.; Engine: 1.8+; 4 channels; LD 3; 3 sheets; **\$27.00.**



FSP05861

Ryan STA (1986)

This classic design combines the aesthetic qualities of Golden Age aircraft with modern-day aerobatic performance. Burnis Fields' 1/4-scale model has won several awards. The plans are beautifully drawn and include building illustrations. WS: 91"; L: 67.5"; Area: 1296.75 sq. in.; Engine: 1.5; 5 channels; LD 4; 3 sheets; **\$32.00.**



FSP04843

Taylor E-2 Cub

These modifications to Sig's 1/4-scale J-3 kit will produce a rejuvenated model. New design by D. Mathews includes new fuselage, new tail feathers and new wing tips. WS: 105"; L: 65"; Area: 1600 sq. in.; Engine: 1.20; 4 channels; LD 3; 1 sheet; **\$13.50.**

ALL TIME FAVORITE!



FSP08851

Time Flies

This breathtaking model is a Golden Age classic with superb flight characteristics that can put you in the sport-scale winners' circle. Design by Henry Halke features planked, sheeted fuselage and wings. WS: 72"; L: 51"; Area: 900 sq. in.; Engine: .90 to 1.20; 4 to 6 channels; LD 3; 2 sheets; **\$21.00.**



FSP05842

Tipsy Nipper

This all built-up, 1/4-scale model of a Belgian Classic by Bengt Norman involves some complex building but is very easy to fly. WS: 60"; L: 42.5"; Engine: .40; 4 channels; LD 3; 2 sheets; **\$17.00.**



FSP06891

Waco "E"

This replica duplicates all the style and grace of the original classic design. Its "cabin" configuration retains the flavor of a biplane without the sometimes difficult-to-duplicate cabane struts. Design by Douglas Hobbs uses a built-up structure of conventional materials. WS: 72"; L: 56"; Area: 1147 sq. in.; Engine: .90 4S; 4 channels; LD 3; 2 sheets; **\$29.50.**



GSP00004

Witman Tailwind

Practical aerodynamics, simplified construction and good flight performance are the signatures of Steve Wittman's excellent home-built. These virtues carry over into Hal "Pappy" deBolt's model presentation, making it an ideal first giant-scale project. Fully built up of conventional materials. WS: 82"; L: 72.5"; Engine: 1.8+; 4 channels; LD 3; 4 sheets; **\$31.50.**

GIANT SPORT



ALL TIME FAVORITE!

FSP11861
Big Hots

One of the best-flying giant models of all time, this Dan Santich design observes the great flying tradition of the original Hots family. Simple construction methods on two huge full-size drawings make a quick-to-build model that flies well. WS: 91"; L: 78"; Area: 1800 sq. in.; Engine: 1.5; 4 channels; LD 2; 3 sheets; **\$30.00.**



FSP05891

Classic Sport Biplane

This lightly loaded, Great Lakes look-alike is an ideal aerobatic airplane, extremely impressive when equipped with smoke. Design is by Gerald Garing. WS: 72"; L: 57"; Area: 1640 sq. in.; Engine: 1.8+; 4 channels; LD 3; 3 sheets; **\$29.00.**



FSP12832

Miss Gemini


This built-up balsa sport airplane is capable of surprising performance on geared .60s, .90s, or 1.2 twins; when finished, it has a full-size sport look. This Dave Burgess design is ideal for the Sunday flier. WS: 92"; L: 65"; Engine: 1.2; 4 channels; LD 3; 2 sheets; **\$26.00.**



FSP07821

The Monster

This huge pattern for Kioritz 2.4 power should satisfy non-scale fliers who want to join the big-airplane trend. Large plan shows all details for this built-up aircraft. Designed by Roger Sanders. WS: 88"; L: 80.5"; Engine: 2+; 4 channels; LD 3; 1 sheet; **\$18.00.**



FSP10841

Ol' Weird Harold

A gentle 4-stroke aircraft that can serve as an aerial photography platform. Built-up design by Dave Burgess. WS: 80"; L: 52"; Engine: .90 4S; 5 channels; LD 2; 2 sheets; **\$22.00.**



FSP11801

Super Streak

This advanced sport pattern airplane designed by John Shenk for Quadra power is a fine aerobatic performer. Impressive aircraft features extensive built-up construction in a variety of wooden materials. WS: 87"; L: 69.5"; Area: 1262 sq. in.; Engine 1.8+; 4 channels; LD 3; 2 sheets; **\$20.00.**



GSP00002

Simitar 2100

If you're into flying wings, this plane is for you. The series reaches its pinnacle with this Quadra-powered Bill Evans design, which uses a huge foam core mated to a sheet-balsa fuselage for easy construction. WS: 100"; L: 48"; Engine: 1.8+; 4 channels; LD 2; 2 sheets; **\$19.00.**

DUCTED FANS



FSP01853

F-84F Thunderstreak

An Air Force jet fighter of the '50s, the Thunderstreak formed the basis for this Walt Musciano-designed ducted fan. Built of balsa and light plywood, this small R/C airframe is fully sheeted and planked. It employs Midwest RK-049 fan unit and is hand-launched. WS: 33.5"; L: 39"; Area: 235 sq. in.; Engine: .049; 2 to 4 channels; LD 3; 2 sheets; **\$13.50.**



BEST SELLER!

FSP01901

Fantrainer

A sport scale model that delivers great performance with a Cox TD engine. Paul Willenborg's well-thought-out design uses readily-available materials and basic modeling techniques. Best suited to the intermediate-level flier bent on experiencing the fun of ducted-fan flight. WS: 36.5"; L: 34.25"; Area: 195 sq. in.; Engine: TD .049; 3 channels; LD 3; 1 sheet; **\$8.50.**



BEST SELLER!

FSP06821

Grumman F-14A Tomcat

This incredible F-14 ducted-fan model features unusually detailed construction drawings. Eighteen separate 18x24-inch sheets include full-size bulkhead and wing-rib details, full-size layouts for the wings, stabilizer, and fin, reduced fuselage layout sheets for bulkhead placement and several detail sheets. Wings move in-flight. Designed by Jim Gupton, this project is for the expert builder. WS: 75.5"; Engines: (2) .40 to .46; 6 channels; LD 4; 18 sheets; **\$30.00.** (Note: Construction article included.)

CAUTION!

The Jim Gupton F-14A Tomcat is only suitable for very advanced builders and fliers. The plan, extensive as it is, is unusual in presentation and poses many significant problems that must be solved before the airplane can be flown. These involve changing the fan system, some structural changes, swing wing set-up and retractable landing gear. Subsequent articles by Bill Kalisko address some of these problems and are included in the full F-14 package.

OLD-TIME R/C

BEST SELLER!



FSP10892
'89 Swoose

A graceful old-timer F/F converted and enlarged for R/C float operation. Design by Nick Zirolli features gull wing and elliptical planform built up out of balsa and plywood. WS: 62"; L: 47"; Area: 588 sq. in.; Engine: .40 to .50; 4 channels; LD 2; 2 sheets; **\$17.00.**



FSP11772
Brigadier

Another Doc Mathews old-timer design for R/C assist. This airplane faithfully follows the original design with spruce spars and all-balsa construction. WS: 56"; L: 36.5"; Engine: .09 to .15; 3 channels; LD 2; 1 sheet; **\$10.00.**



FSP08842
Chester Lanzo Record Breaker

Chet Lanzo's classic old-timer for R/C assist has been revised by Eric Marsden. Balsa stick and sheet construction remains faithful to the 1935 original. WS: 96"; L: 60"; Engine: .60; 3 channels; LD 3; 2 sheets; **\$22.00.**



FSP02901
Flying Aces Stick

Bill Effinger and Tracy Petrides created this airplane as a free-fighter in 1936; Randy Wrisley has recreated it as an old-timer R/C assist aircraft in 1990. Model features a stick-type crutch fuselage and built-up surfaces. WS: 60"; L: 42.5"; Area: 573.5 sq. in.; Power: .05 electric; 3 channels; LD 2; 1 sheet; **\$8.50.**



FSP03651
Hi Fin

This airplane was a big winner in rudder-only events in 1964. Design by Harrison Morgan is perfect for VR/CS R/O events today. Straightforward construction and remarkable flight performance using only a rudder. WS: 48"; L: 42"; Engine: .19 to .35; 2 channels; LD 2; 1 sheet; **\$9.50.**




FSP05651
LPI Knarf

A small R/C racer designed by Jerry Nelson for pylon racing in 1964. It still makes a nifty sport flier. Built-up, sheeted airframe. WS: 44"; L: 43"; Engine: .19 to .40; 4 channels; LD 3; 1 sheet; **\$9.50.**



FSP07792
Nimbus

A 10-foot-span old-timer for free flight or R/C assist. Design by Ben Shereslaw features extensive built-up balsa construction. Published in MAN in June, 1937. WS: 123"; L: 71"; Engine: .60; 3 channels; LD 4; 2 sheets; **\$25.50.**



FSP04812
Old-Timer Satyr

This free-flight 3-channel R/C assist is a 1943 design making it eligible for old-timer events. This balsa plane from Czechoslovakia, revamped by Jaromir Pipek, follows the building practices of the '40s. WS: 65"; L: 46"; Area: 648 sq. in.; Engine: .25 glow, .40 ignition; 3 channels, LD 2; 1 sheet; **\$11.00.**

ALL TIME FAVORITE!



FSP01803
Original Buccaneer

Predecessor of the Berkeley Buccaneers, this 84-inch old-timer is perfect for free flight or R/C on 3 channels. Design by D. B. Mathews uses .35 to .55 engines and follows the original closely. WS: 84"; L: 57"; Engine: .35 to .60; 3 channels; LD 3; 1 sheet; **\$14.50.**



FSP06601
Orion

This Ed Kazmirski design is the granddaddy of full-house pattern airplanes. The plane is still a potent performer and ideal for VR/CS events. Constructed of conventional sheet-balsa fuselage and built-up wing. WS: 64"; L: 46"; Engine: .60; 4 channels; LD 3; 2 sheets; **\$10.50.**




FSP06791
Pacer (Full Size)

Sal Taibi's 1941 winner for free flight or R/C, reproduced from the original 1942 issue of MAN. WS: 60"; L: 44.5"; Engine: .35; 3 channels; LD 2; 1 sheet; **\$11.50.**

FSP06792
Pacer (.020 Size)

Reduced-size version of the Taibi Pacer is suitable for free flight or R/C. A scaled-down version of the original plane; wood sizes and other details must be determined by the builder. WS: 42"; L: 28.5"; Engine: .020; 2 channels; LD 3; 1 sheet; **\$7.00.**



FSP11791
Rudder Bug

This pioneer R/C airplane designed by Walt Good for rudder-only operation is ideal for VR/CS events. First published in May 1949, the original was powered by a Delong .30 engine. Crutch-based fuselage construction with a built-up open-structure wing. WS: 74"; L: 50"; Engine: .30; 2 to 3 channels; LD 3; 1 sheet; **\$11.50.**



FSP01551
SE-5A

Chet Lanzo's standoff scale version of the WW I fighter first published in January 1955, would be ideal for VR/CS events. Intended for rudder-only control, the plane features conventional built-up construction. WS: 46"; L: 37"; Engine: .15; 2 channels; LD 2; 1 sheet; **\$8.50.**



FSP12641
Swamp Box

This rudder-only sport airplane is easy to build and very stable. Would fit VR/CS R/O events well. Bill Winter design features sheet-balsa box fuselage and built-up wings. WS: 48"; L: 35"; Engine: .09 to .15; 2 channels; LD 2; 1 sheet; **\$8.50.**

OLD-TIME R/C



FSP09641

The Duster

Designed by Bill Northrup in 1963, this aeromodelling R/C classic is as good as any biplane today. Not only does it have super flight potential, but it is also relatively easy to build of balsa and plywood. Terrific in VR/CS events. WS: 67"; L: 50"; Engine: .45 to .60; 4 channels; LD 3; 2 sheets; **\$13.00.**



FSP09792

The Answer

A Class-A classic free-fighter, reprinted from the MAN August 1940 issue. The Gordon Murray design features an unusual single-surface elliptical wing and built-up fuselage. WS: 43"; L: 31"; Engine: .19; 3 channels; LD 4; 1 sheet; **\$7.50**



FSP08792

Spook 72

This golden oldie from 1940 was originally kitted by Model Craft and flown with an Ohlsson .60, but it should fly very nicely on .30 to .35 glow-engine power, free flight, or R/C. The design by John Muir, Barney Snyder and Stuart Jones has a graceful gull wing and all built-up construction. WS: 74"; L: 50"; Engine: .60; 3 channels; LD 3; 1 sheet; **\$11.00.**



FSP04651

U-All-2

This small, sheet-balsa airplane was originally a Galloping Ghost design, but would be great for 2-channel today. Design by Woody Blanchard has a large wing area and is very easy to fly, making it nearly ideal as a small trainer. WS: 51"; L: 29"; Engine: .020; 2 channels; LD 2; 1 sheet; **\$4.50.**



FSP09811

Vagabond Revisited

This early '40s free-fighter saw its first R/C use in the early days of radio control. This updated version is by the original designer, Bill Winter. The all-balsa structure is very interesting; you can learn many modeling techniques from this one. WS: 75"; L: 50"; Area: 651 sq. in.; Engine: .19; 3 channels; LD 3; 1 sheet; **\$13.00.**



FSP07831

The Answer/Hell Razor


A twin-plate plan designed by Walter A. Musciano that will permit construction of two 1939 old-time free flights for R/C assist using the famous Ritz/Murray wing. Both originally used an ignition .23 engine, but either would be suitable for .09 glow. WS: 46"; L: 35.5"; Engine: .09 to .23; 3 channels; LD 3; 2 sheets; **\$13.00.**



FSP09651

Veedoo

This design by Henry Struck makes an interesting R/C stunt airplane with a vee-tail. The airplane is easy to build and fly and would be eligible for VR/CS old-timer events. Built up of balsa sheet and spars. WS: 58"; L: 43"; Engine: .19; 3 channels; LD 2; 1 sheet; **\$9.50.**



FSP04813

Zipper

A two-plate plan that will permit the building of the 1939 Carl Goldberg plane for old-timer free flight or R/C assist—no other source need be researched to make a completely accurate model. This replica, designed by Bob Larsh, faithfully duplicates the original model's structure. WS: 54"; L: 35"; Engine: .29; 3 channels; LD 3; 2 sheets; **\$18.00.**

CONTROL LINE



FSP02793

1/2A Samurai

This 1/2A control-line combat plane for smaller engines was a Nats winner. Simple all-balsa construction in a design by Rich von Lopez. WS: 28"; L: 13"; Engine: .049; LD 1; 1 sheet; **\$4.00.**



FSP05772

1/2A Nobler

1/2A profile version of the most famous Ukie stunter of all time—George Aldrich's Nobler. Design by R. Sarpolus features simple sheet-balsa construction. WS: 27"; L: 19.5"; Engine: .049; LD 1; 1 sheet; **\$4.50.**



FSP05814

1/2A Cubby

This simple sheet-balsa profile trainer designed by Dave Kingman teaches the basics of control-line building and flying. WS: 24"; L: 17.25"; Engine: .049; LD 1; 1 sheet; **\$6.25.**



FSP07752

1/2A Mini Nemesis

1/2A reduced version of the famous combat Nemesis. Balsa airplane is easy to build but takes skill to fly. Designed by S. Fauble. WS: 25"; L: 12.5"; Engine: .049; LD 2; 1 sheet; **\$4.50.**



FSP08683

1/2A Mosquito

This 1/2A profile version of the famous WW II fighter-bomber, designed by Wayne Brown, features twin engines and built-up wings. WS: 25"; L: 17.5"; Engines: (2) .049; LD 2; 1 sheet; **\$4.00.**



FSP08662

AG-1 Duster

Master control-line designer George Aldrich has created a model with full stunt capabilities and a real scale look. Construction is easy, of balsa and plywood. WS: 53.5"; L: 36"; Engine: .40; LD 2; 1 sheet; **\$8.00.**



FSP08812

Annie

An ultra-simple, sheet-balsa, control-line model for Mouse racing and training. Anyone can build this little bird! Designed by Al Lidberg. WS: 16"; L: 12.5"; Engine: .049; LD 1; 1 sheet; **\$4.00.**



FSP11722

Aquarius

Record setting Proto speed Ukie made of balsa and pine, featuring a metal speed pan. Design by William Garner Jr. incorporates a vee-tail. WS: 30"; L: 20"; Engine: .29; LD 2; 1 sheet; **\$5.50.**



FSP05692

Astrojet

An almost-scale control-line version of the 727 jet transport. This design by Paul Schaaf is quite easy to build out of sheet balsa. WS: 31"; L: 31"; Engine: .049; LD 2; 1 sheet; **\$4.00.**



FSP01781

Avanti

Robert Baron created this highly stylized control-line stunt machine. Along with its sharp looks comes outstanding performance. Construction features sheet-and-block fuselage with foam wings. WS: 60"; L: 48"; Engine: .45; LD 3; 1 sheet; **\$11.50.**



FSP10793

Bad News

A control-line Mouse racer designed by Al Lidberg. Balsa-sheet airplane is simple to build and easy to fly. WS: 18"; L: 12"; Area: 50 sq. in.; LD 1; 1 sheet; **\$4.00.**



FSP08721

Ballerina

Scale control-liner modeled after the well-known and competitive Goodyear Racer designed by Lloyd Willis. Featuring built-up balsa construction, this airplane would be a fine entry in control-line scale as the Racer is not often modeled for that event. WS: 44"; L: 34"; Engine: .40 to .60; LD 3; 2 sheets; **\$14.50.**



FSP06772

Bee Ware

West Coast Slow-Combat airplane designed by Ira Brules Keeler. Construction typical of combat models. WS: 42"; L: 17.5"; Engine: .35; LD 2; 1 sheet; **\$9.00.**



FSP12671

Bell XFL-1 Airabonita

This Charles Reeves design for control-line carrier features a planked fuselage over keel and bulkheads, built-up wings and large flaps for a wide speed range. WS: 30"; L: 25"; Engine: .35; LD 3; 1 sheet; **\$4.00.**



FSP10692

Bellanca Super Viking 300

A scale control-line airplane of conventional construction that lends itself readily to R/C conversion. Easy-to-construct design by James Young. WS: 52.5"; L: 39"; Engine: .35; LD 2; 1 sheet; **\$7.50.**



FSP02803

BF-109


A stand-off-scale control-line model of the famous WW II German fighter. Designed by Chuck Felton, the airplane is built using corrugated cardboard, making this model inexpensive but good-looking. WS: 50"; L: 48"; Area: 400 sq. in.; Engine: .30 to .40; LD 2; 2 sheets; **\$18.00.**



FSP09772

Big Sugah

Simple to build and great for control-line sport flying, this Jim Harris design is constructed of balsa sheet with a hardwood engine mount. WS: 36"; L: 27"; Engine: .29 to .40; LD 1; 1 sheet; **\$9.00.**



FSP12802

Blackhawk

This little 1/2A control-line stunter, one of the most stylish designs ever presented in MAN, features construction that is somewhat intricate but not beyond most modelers. Designed by Cal Shumate. WS: 36.5"; L: 21"; Area: 230 sq. in.; Engines: (2) .049; LD 3; 1 sheet; **\$8.00.**



FSP08783

Bleriot Cross-Channel Flier

A part of aviation history designed by Walter Musciano and presented as a control-line scale project. Easy construction with conventional materials. WS: 28"; L: 23.5"; Engine: .15 to .25; LD 3; 1 sheet; **\$7.50.**

ALL TIME FAVORITE!



FSP03652

Boeing P-26A

This excellent scale rendition of the famous U.S. Army Air Force fighter of the '30s, designed by Jerry Worth, is of all built-up, planked construction. WS: 41"; L: 34"; Engine: .30; LD 4; 1 sheet; **\$9.00.**



FSP08732

Boulton-Paul "Defiant"

A 1" scale control-liner of a rarely-modeled WW II airplane. Designed by Charles Felton, the airplane features built-up, planked construction. WS: 39"; L: 35"; Engine: .35; LD 3; 1 sheet; **\$10.50.**

ALL TIME FAVORITE!



FSP07732

Bronco OV-10A

For sport control-line flying, a simple all-balsa profile replica of North American's COIN fighter designed by David Kingman. WS: 29"; L: 29"; Engines: (2) .09; LD 2; 1 sheet; **\$4.50.**



FSP12812

Buccaneer 46

A foam-wing airplane with a simply-constructed fuselage that can start you on the road to top-level control-line aerobatic competition. This Allen Brickhaus design makes an airplane that is "honest" and maneuverable. WS: 55"; L: 43.5"; Area: 640 sq. in.; Engine: .46; LD 2; 1 sheet; **\$13.50.**



FSP01692

C-47

This unusual control-line project designed by Paul Schaaf Jr. has twin engines, sheet-balsa profile construction and simple built-up wings. No doubt the easiest way to enter multi-engine Ukie operation. WS: 35.5"; L: 25"; Engines: (2) .049; LD 2; 1 sheet; **\$4.00.**



FSP11831

CAP-20

A control-line model of a French aerobatic airplane. The Doc Mathews design features profile construction with a built-up, flapped wing. WS: 51.5"; L: 30.5"; Engine: .35 to .40; LD 2; 1 sheet; **\$10.00.**



FSP12721

Card Shark

A small, unusual, cardboard stunt airplane for control line. Easy-to-construct design by John Hannah. WS: 25"; L: 14"; Engine: .049; LD 1; 1 sheet; **\$5.00.**



FSP08741

Carrier Pigeon

This easy-to-build profile Ukie was designed by Denis Downs for, as its name implies, the AMA Carrier event. WS: 35.5"; L: 26.5"; Engine: .35; LD 2; 1 sheet; **\$5.00.**




FSP05782

Cat's Paw


This control-line Mouse racer, easily built out of sheet balsa, is a good design for beginners by Bill Nelzeband. WS: 24"; L: 13"; Engine: .049; LD 2; 1 sheet; **\$5.00.**

CONTROL LINE



FSP04822
Checkmate

A quick-to-build control-line combat machine that performs excellently. Design by John Jo follows typical building formats. WS: 36.5"; L: 20"; Engine: .35; LD 2; 1 sheet; **\$7.00.**



FSP12751
Condor

An easy-to-build control-line carrier airplane designed by Carlos Aloise. Features a profile fuselage and built-up wing. WS: 30"; L: 25.5"; Engine: .35; LD 2; 1 sheet; **\$5.50.**

ALL TIME FAVORITE!




FSP08772
Curtiss Robin (C/L)

An interesting, scale control-liner that proves that it is possible to build model airplanes out of corrugated cardboard. Process is easy, effective and inexpensive. Designed by Charles Felton. WS: 64"; L: 39"; Engine: .40; LD 2; 2 sheets; **\$15.00.**



FSP02752
Dancing Girl

A good-looking control-line stunt biplane. Ukje biplanes are rare; this design by Peter Miller helps to reduce that shortage with a maneuverable balsa machine. WS: 40"; L: 30"; Engine: .40; LD 3; 1 sheet; **\$10.50.**



FSP12794
Berringer 46

One of the best-looking, best-flying control-line stunt planes in the country. Features foam core, balsa-sheeted surfaces and a sheet-balsa, built-up fuselage in a design by Bob Whitley. WS: 56"; L: 46.5"; Area: 660 sq. in.; Engine: .45; LD 3; 1 sheet; **\$11.50.**



FSP09804
Dewoitine D-510

This easy-to-build sport scale fighter is capable of most control-line maneuvers. Designed by Raja Sabri Khan of Pakistan. WS: 40"; L: 27.5"; Engine: .09 to .15; LD 2; 1 sheet; **\$7.00.**



FSP09831
Dewoitine D-520

A control-line scale replica of a rarely-modeled French WW II fighter. Unusual construction uses corrugated cardboard, gummed paper tape and wood. Designed by Charles Felton. WS: 64"; L: 52"; Engine: .30 to .40; LD 3; 2 sheets; **\$19.50.**



FSP10803
El Diablo

A MAN "Golden Oldie" for control-line stunt, this design by Harold Reinhardt was first published in 1952. The all-balsa airplane should still turn heads at your local flying field. WS: 44"; L: 25"; Engine: .35; LD 3; 1 sheet; **\$7.00.**



FSP08641
Envoy

A nifty 1/2A control line stunter designed by V.J. Hunt. Although it is small, the airplane has flaps and looks just like a full-size plane. Easy, all-balsa construction. WS: 31"; L: 25"; Engine: .049; LD 3; 1 sheet; **\$4.00.**



FSP01751
F-105-F Thunderchief

A small 1/2A control-line model of the F-105 jet fighter. Uses sheet balsa in a simple building format designed by Richard Schrader. WS: 18.5"; L: 22"; Engine: .049; LD 1; 1 sheet; **\$4.00.**



FSP03763
F-82 Twin Mustang

Fine semi-scale profile model by Dick Sarpolus. Easy to build out of balsa and plywood. WS: 62"; L: 38"; Engines: (2) .35; LD 2; 1 sheet; **\$11.50.**



FSP08802
F.A.I. Bumblebee

Foam wing with spruce spars make building this design by Phil Cartier easy. WS: 44.5"; L: 21"; Area: 330 sq. in.; Engine: .15; LD 3; 1 sheet; **\$7.00.**



FSP10722
Fairchild 22

A beautiful control-line scale presentation of the equally beautiful Fairchild 22. Extensive balsa construction in a design by Don Hague. WS: 48"; L: 31"; Engine: .40; LD 3; 2 sheets; **\$13.00.**



FSP11804
Fairey Spearfish

Built for the AMA Carrier event, this profile control-liner would nevertheless be good for sport flying. Construction is relatively easy; a design by Leroy Cordes. WS: 38"; L: 27.5"; Engine: .35; LD 3; 1 sheet; **\$7.00.**



FSP06781
Flying Red Horse

A scale, control-line model of the famous Bell P-63. Designed by Allen Brickhaus, this airplane uses a foam wing and typical profile control line. WS: 51"; L: 37"; Engine: .35; LD 2; 1 sheet; **\$6.50.**

ALL TIME FAVORITE!




FSP05802
Focke-Wulf FW 190D-9

A semi-scale Ukje modeled after the famous WW I German fighter. The design by David McClellan features an unconventional balsa shell fuselage that should interest any scale modeler. WS: 56"; L: 43.5"; Engine: .46; LD4; 1 sheet; **\$7.00.**




FSP11783
Focke-Wulf TA-154

An exciting control-line sport scale version of the twin-engine German WW II fighter. The design by Marvin Martinez features advanced construction techniques. WS: 51"; L: 38"; Engines: (2) .35; LD 4; 1 sheet; **\$11.50.**



FSP08793
Folkert SK-4

This is an almost-scale, profile control-line stunter patterned after the classic Folkert racing plane. Construction is easy; performance is good. Features a built-up wing in a design by Allen Brickhaus. WS: 51"; L: 37"; Engine: .35; LD 2; 1 sheet; **\$8.50.**



FSP12711


Fox Feathers

Another control-line combat design. The airplane is easy to construct, but requires experience to fly. Designed by George Brownfield. WS: 37"; L: 14"; Engine: .35; LD 3; 1 sheet; **\$7.00.**

FSP0A611

Gee Bee

From the MAN 1961 Annual, this .35-powered Ukie version of the famous racing aircraft is a must for modelers who want to build a piece of aviation history. The structure is intricate, featuring a planked fuselage. Designed by Paul Del Gatto. WS: 28"; L: 19"; Engine: .35; LD 4; 1 sheet; **\$7.00.**



FSP01732

George

A 1/2A control-line combat airplane. Designed by Phillip Walden, the easy-to-construct airframe follows the building practices of the bigger aircraft. WS: 22"; L: 10"; Engine: .049; LD 2; 1 sheet; **\$4.00.**



FSP05793

Gillot Shark

A Nationals-winning control-line Rat racer designed to handle well in traffic. Built of balsa/maple/ply with a Harter pan. Designed by Tim Gillott. WS: 48"; L: 42"; Engine: .40; LD 3; 1 sheet; **\$7.00.**



FSP02823

Gotha 242 Bomber

A true rarity among models—a Ukie glider! This built-up balsa construction is pulled by a tow plane. Designed by William Bain. WS: 36"; L: 22"; LD 2; 1 sheet; **\$14.00.**



FSP03742

Grumman Guardian

Designed by Bill Johnson for the Class II Carrier event, this airplane offers excellent slow-speed characteristics while retaining high-speed performance. WS: 33"; L: 22.5"; Engine: .60; LD 3; 1 sheet; **\$7.00.**



FSP10823

Grumman Wildcat F4F

This easy-to-build profile scale project is for sport control-line flying. An excellent first-time project by Joe DeMarco. WS: 39"; L: 27"; Engine: .35; LD 2; 1 sheet; **\$14.00.**



FSP03822

Henschel HS 123

A simple profile Ukie modeled after the '30s German biplane. All-balsa construction in a design by Joe DeMarco. WS: 33.75"; L: 24"; Engine: .29 to .35; LD 2; 1 sheet; **\$7.00.**



FSP10762

Hot Canary/Knight Twister

This dual set gives you two profile racing aircraft for control line. Both are built simply of sheet-balsa and plywood in a design by Jerry Farr and Gene Patty. WS: 23"; L: 22"; Engine: .09 to .15; LD 2; 2 sheets; **\$8.00.**



FSP06752

Hotrok


Sophisticated in construction, this extremely fast FAI team racer takes expert skill to build and fly. Designed by Henry Nelson. WS: 32"; L: 17"; Engine: .15; LD 4; 1 sheet; **\$6.00.**



FSP01713

Humbug


A control-line stunt plane with a different look. This all-balsa, trike-gear machine designed by Bob Barton features a twin-boom configuration. WS: 54"; L: 31"; Engine: .19; LD 2; 1 sheet; **\$10.00.**



FSP12831

Hydra

A control-line model designed by Wayne Petrean for the slow combat event. This aircraft is easy to build, has great flight qualities and makes a fine Sunday flier. WS: 42"; L: 25.5"; Engine: .35; LD 2; 1 sheet; **\$9.50.**



FSP03802

Hyperbiplane

A great-looking, semi-scale, control-line biplane designed by Larry Kruse. Airframe includes a balsa profile and built-up wings. WS: 36"; L: 38"; Engine: .19 to .35; LD 2; 1 sheet; **\$7.50.**



FSP06722

Jackrabbit

Blast from the past! This built-up balsa control-line scale racer is modeled after the Keith Rider Jackrabbit—a classic '30s design. Designed by George Metz. WS: 37"; L: 37"; Engine: .49; LD 2; 1 sheet; **\$8.50.**



FSP09702

JU-88

A profile, twin-engine Ukie that is easy to build and fly. Designed by Paul Schaaf out of balsa and plywood. WS: 43"; L: 31"; Engines: (2) .049; LD 2; 1 sheet; **\$7.00.**



FSP10783

Junkers D-1

Charles Felton is back, this time with a WW I German fighter built out of cardboard! This control-line aircraft is easy to construct. WS: 44.5"; L: 35.25"; Engine: .30 to .40; LD 2; 1 sheet; **\$14.50.**



FSP05732

Kittiwake

England's first all-metal aircraft is an attractive control-line scale ship featuring straightforward construction and fully sheeted surfaces. Designed by Andrew Uminski. WS: 46"; L: 39.5"; Engine: .35; LD 3; 1 sheet; **\$12.00.**



FSP03692

Lark 95

This Don Mowrer-designed scale Ukie is easy to build and has a seldom-seen elliptical wing. Features built-up construction, mainly of balsa sheet. WS: 27"; L: 18"; Engine: .10; LD 2; 1 sheet; **\$4.50.**



FSP09761

Li'l Matador

This Ukie is simple to build but requires an experienced hand on the lines. Intended for 1/2A Combat, the airplane is built out of balsa and plywood. Designed by Rich "Von" Lopez. WS: 27"; L: 13"; Engine: .049; LD 2; 1 sheet; **\$5.50.**

CONTROL LINE



FSP06652

Lockheed P-38

This excellent control-line scale model designed by Don Yearout won a first prize at the 1964 Nationals. WS: 52"; L: 33"; Engines: (2) .35; LD 4; 2 sheets; **\$10.00.**



FSP01812

Martin B-10

This aircraft is rarely modeled—a real builder's project. The control-line scale airplane features a keel/former/planked fuselage and built-up sheeted wings. Designed by Dick Hall. WS: 52 7/8"; L: 33"; Engines: (2) .35; LD 4; 1 sheet; **\$10.50.**



FSP04785

Martin PBM Bomber

A profile control-line model of the U.S. Navy's most famous flying boat. Construction is simple: this would be a good way to enter multi-engine flying. The model is not seaworthy but uses a lakeoff dolly. Designed by Frank Kelly. WS: 36"; L: 25"; Engines: (2) .049; LD 2; 1 sheet; **\$4.50.**



FSP10814

ME 163-B

A unique Ukie scale model of the rocket-powered German fighter. Easy-to-build design by Hal Redner. WS: 36"; L: 26"; Area: 355 sq. in.; Engine: .35; LD 2; 1 sheet; **\$9.00.**



FSP07802

Messerschmitt BF110

A standoff-scale control-line model of a remarkably interesting aircraft. Built-up balsa construction is fairly complex, but results in a fine flying twin. Designed by Walt Musciano. WS: 39.5"; L: 30"; Engines: (2) .15; LD 3; 1 sheet; **\$8.00.**



FSP11824

MiG-21

This simple sheet-balsa sport Ukie by Richard Schrader can be completed by those who have only limited building experience. WS: 19"; L: 24"; Engine: .049; LD 1; 1 sheet; **\$5.00.**



FSP10703

Mini Ball

1/2A Proto racer reaches speeds of up to 97mph with an .049 engine. This Warren Kurth design is based on a Harter pan with sheet-and-block balsa fleshing out the airframe. WS: 18"; L: 12.75"; Engine: .049; LD 3; 1 sheet; **\$4.00.**



FSP09793

Mini-Brute

A classic control-line stunt plane in a smaller size. Construction follows typical balsa stunt practice in a design by Bill Melton. WS: 44"; L: 36"; Area: 390 sq. in.; Engine: .25; LD 3; 1 sheet; **\$10.00.**



FSP07642

Minuteman II


This FAI team racer features carved-wood construction and a metal speed pan. Designed by J.E. Barr and R. Norsikian. WS: 38"; L: 16.5"; Engine: .15; LD 3; 1 sheet; **\$4.00.**



FSP06762

Ninja

A combat Ukie capable of wreaking havoc on your opponents. All built-up design by John Gimbel is easy to construct but requires an experienced hand on the lines. WS: 40"; L: 17.5"; Engine: .35; LD 3; 1 sheet; **\$8.50.**



FSP02692

Mirage III

This is an extremely classy-looking control-line stunter with equally classy performance. The design by Jerry Worth involves extensive, exacting construction with conventional materials. WS: 55"; L: 42"; Engine: .35; LD 3; 2 sheets; **\$11.00.**



FSP04814

Miss Veedol/Bellanca

Another Walt Musciano control-line scale airplane, this one featuring built-up balsa structures and a fabric covering. WS: 35"; L: 20.5"; Area: 170 sq. in.; Engine: .15 to .23; LD 3; 1 sheet; **\$7.00.**



FSP07773

Miss Kell

This fine flying control-line stunt ship has a clean, Formula 1 look and an anhedral stabilizer. Typical stunt-practice construction in a design by Robert Whitely. WS: 54"; L: 39.5"; Engine: .35; LD 3; 1 sheet; **\$12.00.**



FSP12702

Mistel

The flying-bomb portion of the famous Mistel of Germany. It is, in effect, an FW 190 that should be flown atop a JU-88 (FSP09702) for realism. The airplane can be flown by itself, however. This Paul Schaaf design features profile construction. WS: 22.5"; L: 19.5"; Engine: .09; LD 2; 1 sheet; **\$7.00.**



FSP02731

Mo-Ho

A profile carrier built like a sport Ukie. Very easy to build and fly, the airplane is ideal for the beginner. Designed by Harry Higley. WS: 38"; L: 27"; Engine: .35; LD 2; 1 sheet; **\$7.00.**



FSP01681

Mox Nix

Dave Kingman has designed a simple, sheet-balsa, sport control-liner that cries out to be converted to a small-field R/C sportster. The twin-fin tail gives the bird an uncommon but pleasing look. WS: 38"; L: 25.5"; Engine: .25; LD 2; 1 sheet; **\$4.50.**



FSP04762

Nimble

This slow-combat Ukie is easy to construct and fly; a good first plane for budding combat pilots. Designed by Mack Henry. WS: 42"; L: 25.5"; Engine: .36; LD 2; 1 sheet; **\$10.00.**



FSP09721

Nimrod III

Eight years of design development brought this control-line stunter to top competition trim in 1972. This stunt craft could still win today. Designed by James Mannal. WS: 60"; L: 42"; Engine: .35 to .40; LD 3; 1 sheet; **\$9.50.**



FSP02682

Northrop A-17A Nomad

A highly detailed scale rendition of the Northrop fighter-bomber of the '30s. The design by J.A. Wilson features built-up construction with a planked fuselage. WS: 46.5"; L: 31"; Engine: .35 to .45; LD 3; 2 sheets; **\$10.50.**



FSP02702
Northrop T-38 "Talon"
 If you've never tried whip-power control line, here's your chance. This scale-like sheet-balsa airplane is easy to build and fly. Designed by Ivan Munninghoff. WS: 13.5"; L: 21.5"; LD 1; 1 sheet; **\$4.00.**

ALL TIME FAVORITE!



FSP08701
Oriental
 One of the finest control-line stunters ever to appear on the pages of MAN. With today's trend toward downsizing Ukie stunt craft, it could still compete even after 20 years. Construction includes a built-up, D-tube wing, sheet tail and shaped slab-sided fuselage. WS: 56"; L: 37"; Engine: .35; LD 3; 1 sheet; **\$6.50.**



FSP01742
Otto the Giro
 A control-line autogyro that works well. The ship is simple to construct and designed to fly level and upright by Dick Mathis. Rotor: 31"; L: 28"; Engine: .35; LD 3; 1 sheet; **\$4.50.**




FSP06681
P-51D Sharpshooter
 This scale version of the classic P-51 is one of the best scale models ever published in the pages of MAN. Intended for control line, the Homer Hudson design would nevertheless make a nice small R/C scaler. The airframe is completely built up of balsa and ply. WS: 46.5"; L: 40"; Engine: .25 to .35; LD 4; 1 sheet; **\$8.00.**



BEST SELLER!
FSP05753
P-51 Mustang
 This exciting semi-scale control-line stunter designed by Mike Grez features a foam wing and sheet/bulkhead-style fuselage. WS: 50"; L: 37"; Engine: .35; LD 2; 1 sheet; **\$11.50.**




FSP09752
P-Shooter
 A Goodyear racer for control line that is simple to construct. This profile airplane designed by John Penhallow features a foam wing. WS: 27.5"; L: 24"; Engine: .15; LD 2; 1 sheet; **\$5.50.**



FSP10662
PAT 1
 This Bill Netzeband design functions as both a primary and advanced trainer that is very easy to build and fly. Full building instructions for this sheet-balsa control-liner are included on the plans. WS: 24"; L: 14.5"; Engine: .049; LD 1; 1 sheet; **\$4.00.**



FSP08751
Pazmany PL-4
 Cute little control-line scale project of an EAA home-built design. The airplane is easy to construct out of sheet balsa. Designed by Bill Blake. WS: 32"; L: 19"; Engine: .049; LD 2; 1 sheet; **\$4.00.**



FSP04601
Peacemaker
 This simple-to-build, control-line, sport/stunt aircraft designed by George Aldrich is fully built up out of sheet balsa, giving it light weight and good performance. WS: 46"; L: 31"; Engine: .15+; LD 2; 1 sheet; **\$7.50.**




FSP03792
Pfalz E1
 A relatively easy-to-construct control-line semi-scale replica of a WW I fighter, designed by Mike Hollison. WS: 34"; L: 20"; Engine: .15; LD 2; 1 sheet; **\$5.50.**



FSP06621
Piper Comanche
 A fine control-line scale model featuring an all built-up, sheeted structure in balsa wood. This plan, designed by Florian Piorkowski, could easily be modified for radio control. WS: 49"; L: 37"; Engine: .35; LD 4; 2 sheets; **\$12.00.**



FSP12823
Pirate
 An uncommon look in balsa and plywood that retains all the flight characteristics of a championship control-line stunter. Designed by Allen Brickhaus. WS: 54"; L: 46"; Engine: .40; LD 3; 1 sheet; **\$9.50.**



FSP06731
Profile Stuka
 A profile, almost-scale control-line stunter designed by Dick Mathis. Construction follows typical Ukie profile practice with balsa-block cheeks that improve its appearance; the airplane goes together quickly. WS: 48"; L: 34.5"; Engine: .35 to .40; LD 2; 1 sheet; **\$7.00.**



FSP04671
Prop Buster
 This simple-to-build control-liner is perfect for training beginners. The R.K. Clidero design features a profile fuselage, built-up wings and sheet-balsa tail feathers. WS: 26.75"; L: 21.5"; Engine: .15 to .25; LD 2; 1 sheet; **\$4.50.**



FSP05582
Propjet B-47D
 A fine control-line scale model that could be modified for use with R/C. This extremely interesting aircraft will turn heads at the flying field. WS: 54"; L: 43"; Engine: (2) .15; LD 3; 1 sheet; **\$9.00.**



FSP01822
Red Hot Angel
 Not a scale replica, but everyone will think it is. This sport flier for control line designed by Walter Musciano features a fuselage made of 1/2"-thick balsa laminates in a very interesting construction format. WS: 26.5"; L: 25.5"; Engine: .19 to .29; LD 3; 1 sheet; **\$7.50.**



FSP03782
Rickey Rat
 Intended for the Ukie Rat Race event, this plane has a profile fuselage and built-up wings. Construction is relatively easy with this John Kilsdonk design. WS: 26.75"; L: 26"; Engine: .15; LD 2; 1 sheet; **\$5.00.**



FSP04803
Ringmaster
 This 1951 stunt control liner designed by Harry Williamson is another in MAN's Golden Oldie series. Built-up balsa construction is very sturdy. WS: 43"; L: 29.5"; Engine: .19 to .30; LD 2; 1 sheet; **\$4.00.**



FSP03734
Russian Yak-9
 A mainstay of the Russian Air Force during WW II. This Charles Felton design captures the lines of this airplane in a maneuverable control-line model that is quite easy to build and features built-up construction. WS: 42"; L: 35"; Engine: .35; LD 3; 1 sheet; **\$10.50.**

CONTROL LINE



FSP09711

Ryan FR-1 Fireball

This scale project is all built up with planked skins. Intended for the control-line Carrier event, it could also be flown in Ukie scale or powered by a Dynajet engine. Designed by Charles Felton. WS: 41"; L: 31"; Engine: .35; LD 3; 1 sheet; **\$12.00.**



FSP10752

Ryan Mailplane


Designed by Robert Angel, this control-line Scale entry would make an interesting R/C with very little modification. Stringers and sheet wood make a quite sturdy construction. WS: 72"; L: 46.5"; Engine: .60; LD 3; 2 sheets; **\$18.00.**



FSP09592

Safire

An unparalleled control-line stunter with a delta configuration, this Vern Clements design is very maneuverable and relatively easy to construct. WS: 24"; L: 23"; Engine: .19; LD 3; 1 sheet; **\$4.50.**



FSP05813

Scat

A simple, inexpensive profile Ukie with all-balsa sheet construction. Dave Kingman design is ideal for beginners. WS: 26"; L: 20.5"; Engine: .09; LD1; 1 sheet; **\$4.00.**



FSP01841

Sclmitar

A fine control-line stunter designed by Allen Brickhaus that is suited to the intermediate flier and good for pre-season tune-ups. Constructed of sheet balsa with built-up wings. WS: 52"; L: 40"; Engine: .35 to .40; LD 2; **\$7.00.**



FSP08612

Scorcher

This Proto control-line racer designed by Norman Drazy is constructed out of a variety of hardwoods and requires well-developed woodworking skills. The airplane features a metal speed pan. WS: 32"; L: 21.5"; Engine: .29; LD 4; 1 sheet; **\$4.00.**



FSP01723

Scrambler

This hot Ukie combat design by Dan Dorrina and Frank Imbrico would be an impressive addition to any control-line stable. Building the plane out of balsa, plywood and hardwood is easy, but flying it takes expertise. WS: 40"; L: 17"; Engine: .35; LD 2; 1 sheet; **\$8.50.**



FSP05761

Sea Fury

Excellent Carrier scale machine that "does it all" at both high and low speeds. Construction is built up on a crutch with bulkheads. Designed by William Boss. WS: 33.5"; L: 29"; Engine: .60; LD 3; 1 sheet; **\$12.50.**



FSP02711

Sidewinder Jet

A pulse-jet-powered speed job for control-line jet speed events. The airframe, designed by M.G. Hoyt, is carved out of basswood and birch stock. WS: 22"; L: 24"; Engine: Pulse Jet; LD 3; 1 sheet; **\$9.50.**



FSP12741

Sizzler II

This fast-to-build Slow Rat designed by J.A. McEndree Jr. is a good trainer for Ukie racing. WS: 36.5"; L: 24"; Engine: .36; LD 2; 1 sheet; **\$7.00.**



FSP02771

Skyraider A1-E + A1-H

This scale version of the '40s Navy attack aircraft, designed by M.R. Martinez for the control-line Carrier event, features planked construction. WS: 30"; L: 22"; Engine: .40; LD 3; 1 sheet; **\$5.00.**



FSP01773

Slo-Motion

Interesting profile Ukie designed by Phil Cartier. Balsa-and-foam aircraft is suitable for both sport flying and beginner stunt training. WS: 44"; L: 25.5"; Engine: .19 to .35; LD 2; 1 sheet; **\$5.00.**

ALL TIME FAVORITE!



FSP04792

SE 5A (C/L)

Built primarily of cardboard, this plane looks realistic but is inexpensive to build. Designed by Chuck Felton. WS: 52"; L: 41"; Engine: .40; LD 2; 1 sheet; **\$18.00.**



FSP09784

Sirocco

This small control-line stunt plane is ideal for the Ukie Sunday flier. The all-balsa/plywood aircraft was designed by Don Hollfelder. WS: 48.5"; L: 33.5"; Engine: .19; LD 3; 1 sheet; **\$10.00.**



FSP06803

Sopwith Tripe

A cute little profile Ukie that is easy to build and fly. All-balsa airplane is designed by Hal Redner. WS: 25"; L: 22"; Engine: .29 to .35; LD 2; 1 sheet; **\$9.50.**



FSP11754

Sopwith Camel (C/L)

Excellent scale presentation of the famous WW I fighter. Walt Musciano design features all-balsa built-up construction. WS: 27"; L: 19"; Engine: .19; LD 3; 1 sheet; **\$7.50.**

BEST SELLER!



FSP01801

Spinks Akromaster (1980)

A semi-scale, control-line, stunt version of the famous original. The construction is well-conceived and relatively easy to complete. Design by Ray Borden features all-balsa, built-up construction. WS: 50"; L: 38.5"; Engine: .29 to .35; LD 3; 1 sheet; **\$7.00.**




FSP05701

Spitfire Mk. 22

Keith Trostle designed this little control-line airplane, which features a sheet-balsa wing and a fuselage built on a crutch with thick balsa blocks for shape. WS: 15"; L: 14"; Engine: .049; LD 3; 1 sheet; **\$4.00.**



FSP12763
Staggerwing BeechCraft
 This nifty control-line scale project designed by Walter Musciano is well worth building. All built-up of balsa and plywood. WS: 24"; L: 19"; Engine: .15 to .25; LD 3; 1 sheet; **\$7.50.**



FSP04772
Stilares
 An outstanding control-line stunter designed by Tom Dixon. Features built-up construction and D-tube wing construction. WS: 52"; L: 38.5"; Engine: .35; LD 3; 1 sheet; **\$9.00.**



FSP06743
Stiletto
 One of the most beautiful control-line stunt airplanes ever designed. Features typical stunt construction by Les McDonald. WS: 56"; L: 42"; Engine: .29 to .40; LD 3; 1 sheet; **\$9.00.**



FSP01791
Super Sleigh
 Santa has brought something different this year—himself, riding in his sleigh, pulled by Rudolph! Yes, it flies! This control-line novelty project is an easy-to-build Frank Scott creation constructed primarily of sheet balsa. WS: 10"; L: 26"; Engine: .049; LD 2; 1 sheet; **\$5.00.**



FSP08763
Super Mo-Ho
 This Harry Higley-designed profile carrier is easy to build out of balsa and plywood. WS: 38"; L: 26.5"; Engine: .40; LD 2; 1 sheet; **\$9.00.**



FSP03813
Supermarine 6-7/8
 Jack Humphries designed this specialized airplane for a Canadian control-line event, but it also makes a nice sport plane. Structure built up of balsa and plywood. WS: 41"; L: 29.5"; Area: 325 sq. in.; LD 2; 1 sheet; **\$9.50.**



FSP03774
The Flying Banana
 Believe it or not, here's a control-line autogyro that looks like a scale Piasecki Banana Helicopter. If you're looking for a novel design, here it is! Rotors: 26"; L: 32"; Engine: .25; LD 3; 1 sheet; **\$9.50.**



FSP05721
The Red Baron
 A simple, sheet-balsa, 1/2A, Proto control-line racer designed by Jean Paillet. An ideal airplane for a beginner. WS: 18"; L: 13.5"; Engine: .049; LD 1; 1 sheet; **\$6.50.**



FSP06794
Three for Fun
 An unusual approach to simple sheet-balsa Ukies. Dick Sarpolus's plans show three different outlines: a Dewoitine, a Stormovik and a Martin-Baker. WS: 28"; L: 22.5"; Engine: .049; LD 1; 1 sheet; **\$11.00.**



FSP03722
Touch & Go
 A control-line stunt airplane designed for throttle use by Art Cangialosi. The all-balsa airplane contains detailed touches such as brakes and flying lights. WS: 49"; L: 33"; Engine: .35; LD 2; 1 sheet; **\$12.00.**




FSP02744
Tuffer
 A simple, profile, sheet-balsa control-line trainer, this airplane is well within the capabilities of any newcomer. WS: 18"; L: 15"; Engine: .049; LD 1; 1 sheet; **\$4.00.**

FSP08702
Super Scale F-51-F
 This fabulous WW II American fighter won the Ukie Scale Nationals. Jim McCroskey's design features highly detailed construction and delivers outstanding flight capability. WS: 30.5"; L: 27"; Engine: .29 to .45; LD 4; 1 sheet; **\$9.00.**



FSP10733
Turner Champion
 A control-line replica of Roscoe Turner's famous racing plane, the Champion. George Miller's design is exact-scale and intended for expert builders. WS: 30"; L: 28"; Engine: .60; LD 4; 1 sheet; **\$9.00.**



FSP02761
Two for the Show
 Includes the plans for two semi-scale airplanes, the Eindekker and Saulnier—WW I opponents. The aircraft are intended for a team-stunt, two-airplane formation flown in the same circle. Larry Kruse design features typical Ukie construction. WS: 54"; L: 35.5"; Engine: .29 to .40; LD 2; 1 sheet; **\$7.50.**



FSP09731
Two Triplanes
 Plans for building both the Sopwith and Fokker triplanes. Simple, sheet-balsa, 1/2A sport control-liners are ideal for neophyte modelers. Designed by Jack Headley. WS: 13.5"; L: 11.5"; Engine: .049; LD 2; 1 sheet; **\$4.00.**



FSP07711
Tyrantula II
 A very fast Ukie combat plane. Phil Granderson design features built-up wing. WS: 41.5"; L: 17.5"; Engine: .35; LD 3; 1 sheet; **\$8.00.**



FSP12781
Vigilante III
 1/2A control-line version of the Navy RA-5C. Simple to build, flies beautifully. Sheet-balsa design by Richard Schrader. WS: 18.5"; L: 19"; Engine: .049; LD 1; 1 sheet; **\$5.00.**



FSP07741
VP-1 Volksplane
 The famous EAA home-built as a control-line scale project. Designed by Bill Blake, this little cutie is easy to build and fly. WS: 24"; L: 16"; Engine: .049; LD 2; 1 sheet; **\$4.00.**

FSP00008
Wing Ding
 A simple, high-performance foam flying plank that's quick to build for R/C Combat. It's intended to be a disposable airplane. Designed by Ed Moorman. WS: 36"; L: 21"; Engine: .35 to .40; 2 to 3 channels; LD 3; 1 sheet; **\$7.00.** (Note: No construction article.)

CONTROL LINE



FSP05711

Westland Wyvern II


Designed by Marvin Martinez for the AMA Carrier event, this plane features built-up surfaces and keel-and-bulkhead construction for its fuselage. WS: 34"; L: 31.5"; Engine: .60; LD 3; 1 sheet; **\$10.50.**



FSP07702

Yiggidy

A Class B Ukie speed job by Cliff Norman that features a speed pan, basswood fuselage and wing. WS: 22"; L: 15.5"; Engine: .29; LD 4; 1 sheet; **\$4.00.**



FSP07793

Zephyr

An easy-to-build profile biplane that will draw a crowd wherever it's flown. The design, by Raymond Zarichak, features a sheet-balsa fuselage and built-up wings. WS: 40"; L: 30.5"; Engine: .35; LD 2; 1 sheet; **\$9.00.**



FSP11713

Zlin Akrobat (profile)

This design by Ray Borden produces an easily-built, sturdy airplane that's ideal for the beginning stunt flier. Flaps contribute to a scale-like appearance in flight. WS: 50"; L: 39"; Engine: .35; LD 2; 1 sheet; **\$10.50.**

FREE FLIGHT



FSP05722

1/2A Maverick


This hot little 1/2A free-flight model features a semi-geodetic surface and sheet-balsa fuselage. Great for learning F/F techniques. Designed by master modeler Tom Hutchinson. WS: 44"; L: 39"; Engine: .049; LD 2; 1 sheet; **\$7.00.**



FSP10743

A.B.C. Robin

This scale version of the '30s light plane flies well. The easy-to-build design by F. Ramos features an all-balsa framework that's great for CO₂ power. WS: 24.325"; L: 17"; Engine: CO₂; LD 2; 2 sheets; **\$4.00.**



FSP01712

Auntie-Q

Gain insight into model aviation's roots! Auntie-Q is an A-frame pusher, twin-prop rubber design from the '20s. This model, designed by Dave Linstrum, is simple to build; a genuine piece of aviation history. WS: 24.5"; L: 25"; Power: Rubber; LD 2; 1 sheet; **\$4.50.**



FSP01842

Bean Box III

This small, rubber-powered design is just the ticket for jaded R/Cers in the winter months. Design by John Oldenkamp is ultra easy to build. WS: 16"; L: 14"; Power: Rubber; LD 1; 1 sheet; **\$5.00.**



FSP09733

1910 R.E.P. CQ Type B

This exact-scale free-flight airplane could be a contender in scale today. Excellent flying from an advanced balsa construction designed by Tom Stark. WS: 25"; L: 19"; Engine: CO₂; LD 3; 1 sheet; **\$4.50.**



FSP03783

Apex II

A topnotch hand-launched glider designed for Category II by Dennis Kargol. All balsa; ideal for beginners. WS: 20"; L: 20"; LD 1; 1 sheet; **\$4.00.**



FSP03803

Baby Speckled Bird

One of George Peryman's series of curvy-wing Speckled Birds, this time designed for the P-30 F/F rubber event. A little more difficult to build than most models, but a terrific flier. WS: 24"; L: 30"; Power: Rubber; LD 3; 1 sheet; **\$7.00.**



FSP11803

Bede BD-6

This sport-scale trainer features all-balsa sheet construction. Designed by Doc Mathews, this model is great for learning F/F scale trimming techniques. WS: 36"; L: 24.5"; Area: 143 sq. in.; Engine: .020; LD 2; 1 sheet; **\$7.00.**



FSP06724

A.B.C. Scrambler

This fine-flying F/F can handle .15 to .35 engines with its pylon/high-thrust line configuration. All-balsa construction in a design by Jim Clem and Bob Hanford. WS: 60"; L: 35"; Engine: .15 to .35; LD 2; 1 sheet; **\$10.00.**



FSP05652

Arcturus

This high-performance, A-1 Nordic free-flight glider designed by James Mayes and Joseph Wagner features sheet-balsa fuselage and a built-up geodetic wing. WS: 50"; L: 32.5"; LD 3; 1 sheet; **\$4.00.**



FSP05794

Baby Buccaneer Jr.

A reduced version of Bill Effinger's famous '30s free-flight design, built completely out of balsa sticks and sheet balsa. This design by D.B. Mathews is intended for CO₂ power. WS: 25.5"; L: 19"; Engine: CO₂; LD 2; 1 sheet; **\$4.00.**



FSP08661

Billy Boy


This Wakefield design by Bill Hartill features a rolled-sheet fuselage and built-up flight surfaces. Plans show full prop construction details. WS: 41"; L: 43"; Power: Rubber; LD 3; 1 sheet; **\$8.50.**



FSP03741
Black Corsair
 This low-wing, rubber-powered, free-flight, designed by Eduardo Espejel, is very easy to build and fly. WS: 30"; L: 23"; Power: Rubber; LD 2; 1 sheet; **\$4.00.**



FSP09682
Bonzo
 Steve Whitman's racing plane is an unusual free-flight scale project, but this Vic Harden design resulted in a fine 1/2A model that was a champion winner at the Nats. This all built-up balsa airplane could be converted to R/C. WS: 23"; L: 25"; Engine: .049; LD 3; 1 sheet; **\$8.50.**



FSP05791
Bucker Jungmeister (1979)
 Schoolyard-scale model of a classic aerobatic biplane designed by Don Srull. Balsa construction is fairly complex and quite scale-like. The airplane could be built for small R/C. WS: 32.5"; L: 30"; Engine: .049; LD 3; 1 sheet; **\$10.25.**



FSP08752
Canned Heat
 Designed for F/F Jetex power by Don Chancey. Construction features built-up surfaces and a sheet-balsa fuselage. WS: 30"; L: 26"; Power: Jetex; LD 2; 1 sheet; **\$5.00.**




FSP08832
Cessna Airmaster C-145
 A cute little 20-inch rubber-powered design that could be adapted to .020 or CO₂ power. Plane flies well as a free-flyer and is easy to adjust, making it an interesting project for small-field R/C. Designed by Al Lidberg. WS: 20"; L: 13.5"; Power: Rubber; LD 2; 1 sheet; **\$5.00.**



FSP11651
Chopper 64
 Never seen a free-flight helicopter? You have now! This '65 old timer is a most unusual project, of interest to anyone who likes helicopters and wants to experiment. Design by Glenn Lee is built out of sheet balsa and plywood. Rotor: 48"; L: 30"; Engine: .19 to .25; LD 3; 1 sheet; **\$4.50.**



FSP09782
CO₂ Powerhouse
 A cute little replica of Sal Taibi's famous free-flyer. Designed by Al Lidberg, the airplane uses a CO₂ engine and is constructed in a manner similar to that of the original. Would make an interesting electric conversion project for R/C. WS: 21.5"; L: 15"; Engine: CO₂; LD 2; 1 sheet; **\$4.00.**



FSP04782
Country Boy 450
 An outstanding F/F duration airplane for AMA or FAI events. All-balsa design by Jim Clem. WS: 58"; L: 43"; Engine: .15 to .23; LD 3; 1 sheet; **\$10.50.**



FSP11671
deHavilland DH85 Leopard Moth
 This is a first-rate rubber-powered replica for free-flight scale. The all-balsa model could easily be modified for small R/C and 1/2A engines. Designed by Bill Warner. WS: 42.25"; L: 27.5"; Power: Rubber; LD 3; 1 sheet; **\$8.50.**

FSP02791
Brewster XSBA-1
 This excellent replica of a Navy dive bomber is a rubber-powered scale project built in the proven stringer/former style. Designed by Tom Stark. WS: 18"; L: 13.5"; Power: Rubber; LD 2; 1 sheet; **\$4.00.**



FSP12571
Buster
 A rubber-powered old-timer Cabin airplane designed by Gerald Zeigenfuss and built up of balsa sticks and sheet wood. WS: 30"; L: 25"; Power: Rubber; LD 2; 1 sheet; **\$4.50.**

BEST SELLER!



FSP10813
Brewster "Buffalo" F2A-2
 A rubber-powered replica of a relatively obscure Navy fighter. This Mike Midkiff design has a fuselage built on a box with formers and stringers. WS: 27"; L: 18.25"; Area: 140 sq. in.; Power: Rubber; LD 3; 1 sheet; **\$6.00.**



FSP05812
Bubba Clem
 A high-performance, 1/2A, contest free-flight airplane designed by Jim Clem. Construction features sheet-balsa built-up fuselage and geodetic wings. WS: 41"; L: 29"; Area 234 sq. in.; Engine: .049; LD 3; 1 sheet; **\$5.50.**



FSP02802
C-3605 "Schlepp"
 This true Nats winner in rubber scale features all-balsa construction and stringered bulkhead fuselage. Designed by Don Srull. WS: 36"; L: 32"; Power: Rubber; LD 3; 1 sheet; **\$5.50.**



FSP02841
Classy Cabin
 A pre-WW II, rubber-powered built-up Class-C Golden Oldie designed by Walt Musciano. WS: 34"; L: 30.5"; Area: 140 sq. in.; Power: Rubber; LD 2; 1 sheet; **\$8.00.**



FSP01802
Dormoy Bathtub
 An offbeat free-flight scale model of a 1924 home-built flier. Designed for Telco or Shark CO₂ power, the model is a real show-stopper. All-balsa construction in a design by Al Lidberg. WS: 22"; L: 12.5"; Power: CO₂; LD 2; 1 sheet; **\$5.50.**



FSP02734
C/P Jr. Jackpot
 For indoor paper stick or cabin, this Jean Pallet design is an ideal project for the beginning indoor modeler. Features lightweight construction covered with condenser paper. WS: 25"; L: 19"; Power: Rubber; LD 2; 1 sheet; **\$8.00.**



FSP07794
Crackerbox II
 John Oldenkamp has designed a rubber-powered P-30 that looks good and flies well. It features a sheet-balsa fuselage and a built-up wing. WS: 30.5"; L: 28.5"; Power: Rubber; LD 2; 1 sheet; **\$7.25.**



FSP08781
Dornier Komet
 This rubber-driven scale airplane designed by Dr. John Martin is made of of balsa sticks and sheet. WS: 23"; L: 14"; Power: Rubber; LD 2; 1 sheet; **\$4.00.**

FREE FLIGHT

FSP01662

Dove Nordic A-2

A high-performance free-flight glider designed by Bill Schieman for Nordic events. Features built-up surfaces, sheet-balsa boom and pine pod. WS: 51"; L: 39.5"; LD 3; 1 sheet; **\$4.00.**



FSP10772

Dub'l Dart

The Delta Dart is probably the easiest rubber-powered airplane a beginner can construct—millions have been made. This plane is a double-size enlargement of the Frank Ehling original, designed by Dave Linstrom. WS: 24"; L: 14"; Power: Rubber; LD 1; 1 sheet; **\$4.00.**



FSP08723

Easy Rider

Ray Monks' open-power F/F features built-up balsa construction with geodetic wing and laminated surface outlines. WS: 56"; L: 43"; Engine: .15; LD 3; 1 sheet; **\$8.00.**



FSP03693

Epervier Morane-Saulnier


This very respectable, rubber-powered scale version of the French light plane was designed by Frank Scott. The fuselage features typical bulkheads and stringers, and the wings are built up. WS: 24"; L: 20.5"; Power: Rubber; LD 2; 1 sheet; **\$4.00.**



FSP06804

F-13

This state-of-the-art airplane for the serious FAI free-flighter was designed by Keiichi Kibiki. The flight surfaces are built up and sheeted. WS: 74"; L: 49"; Engine: .15; LD 4; 1 sheet; **\$11.00.**



FSP03771

F1A Bohemia

A competitive A/1 Nordic glider for FAI and regular competition. Design by Ivan Horejsi features built-up construction and pod-and-boom fuselage. WS: 83"; L: 41"; LD 3; 1 sheet; **\$9.50.**



FSP12631

Fairchild 24

This sheet-balsa, profile free-flight airplane is a good first-time project for any beginner. Design by Paul Delgatto is very easy to build and fly. WS: 28"; L: 20"; Engine: .020; LD 1; 1 sheet; **\$10.25.**



FSP02741

Fat Cat IV

This Indoor Cabin model has a long history of development and refinement by Robert Randolph. WS: 31.5"; L: 23"; Power: Rubber; LD 4; 1 sheet; **\$4.50.**



FSP06732

Focke-Wulf FW-47

A lovely jumbo scale replica of a famous German observation plane. The design by Jack Headley could be easily converted from rubber power to a small-engine R/C. This builder's project uses all-balsa open construction. WS: 52"; L: 32"; Power: Rubber; LD 3; 1 sheet; **\$8.50.**



ALL TIME FAVORITE!



FSP12691

Fokker D-VII

Originally intended as a free-flight scale airplane, this design by Richard Meixell can easily be converted to R/C. This is a true scale airplane. WS: 43"; L: 34"; Engine: .049; LD 3; 1 sheet; **\$9.00.**



FSP12773

Ford A-2 Transport

This rubber-powered F/F design by Walt Musciano features built-up balsa construction. WS: 30"; L: 24"; Power: Rubber or .049 engine; LD 3; 1 sheet; **\$8.00.**



FSP11661

Furstop

Looking for a simple rubber-powered free-flighter to get a youngster started in modeling? This plane's for you. The Donald Brown design is built entirely out of light sheet balsa. WS: 24"; L: 20.5"; Power: Rubber; LD 1; 1 sheet; **\$4.00.**



FSP05763

Gaskett


This cute sheet-balsa sport free-flighter designed by Steve Buso for CO₂ power makes a nifty small-field flier. WS: 26"; L: 18.5"; Power: CO₂; LD 2; 1 sheet; **\$4.00.**



FSP05784

Heinkel HE 100D

This fine replica of the Heinkel WW II fighter is very competitive in F/F rubber scale. Master designer and builder Don Snull created this balsa machine. WS: 23"; L: 20"; Power: Rubber; LD 3; 1 sheet; **\$4.00.**



FSP05743

Hesitator

This Wakefield, designed for the experienced F/F rubber flier by Mike Thomas, features quite complicated construction and includes several mechanical devices. WS: 54"; L: 41"; Power: Rubber; LD 4; 1 sheet; **\$8.00.**



FSP06783

Hot Ritz

This design by Martyn Cowley is intended for FAI power events. Quite intricate all-built-up construction is involved. WS: 80"; L: 53"; Engine: .15; LD 4; 1 sheet; **\$12.00.**



FSP07803

Hyperwind

A rubber-powered semi-scale replica of an airplane that never actually existed. Strip balsa construction in a design by Nick deCarlis. WS: 17"; L: 17.75"; Power: Rubber; LD 2; 1 sheet; **\$4.50.**



FSP03744

Indoor on a String

A simple sheet-balsa, rubber-powered model for use indoors on a tether. Design by Bob Imrisek is super easy to build and fly. WS: 8"; L: 7"; Power: Rubber; LD 2; 1 sheet; **\$4.00.**



FSP06812

Kawanishi K-8B

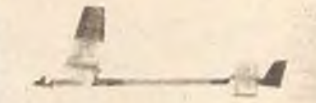
A beautiful Bill Noonan design of an obscure Japanese floatplane. This all-balsa builder's project is very stable in its intended free flight but could be converted to small-engine R/C with some minor changes. WS: 40"; L: 26"; Area 207 sq. in.; Power: Rubber; LD 3; 2 sheets; **\$11.50.**





FSP05803
Kunkadlo

This charming airplane is a perfect scale subject for the Brown CO₂ twin. Lightweight construction produces superior flight in this Walt Mooney design. WS: 16.25"; L: 9.25"; Power: CO₂; LD 3; 1 sheet; **\$4.00.**



FSP06771
La Mula

This FAI F/F from Mexico designed by Al Vela features built-up balsa construction. WS: 68"; L: 46"; Engine: .15; LD 3; 1 sheet; **\$12.50.**



FSP12793

Lanzo Puss Moth

This rubber-powered scale model is a Golden Oldie first published in March, 1939. We suggest you add a dethermalizer, because this plane was made to fly! Designed by Chester Lanzo, the airplane features classic stick-and-tissue construction. WS: 27"; L: 20"; Power: Rubber; LD 2; 1 sheet; **\$5.00.**

BEST SELLER!



FSP02824

Latecoere

An all-balsa rubber-powered model from the Bill Noonan workshop that's suitable for small R/C or scale. A truly outstanding model. WS: 37"; L: 30.5"; Power: Rubber; LD 3; 2 sheets; **\$9.50.**



FSP11702

Little Daddy

A George Perryman rubber-powered all-balsa design for the Mulvihill. Familiar Perryman style features interesting building format. WS: 58"; L: 36"; Power: Rubber; LD 4; 1 sheet; **\$6.50.**



FSP09701

Loening M-8

A superb, beautifully-drawn plan for a relatively easy-to-construct small-engine free-flight or R/C scaler. Construction of this fine design by Tom Stark is of all balsa sheet and sticks. WS: 34.5"; L: 24"; Engine: .049; LD 3; 1 sheet; **\$8.00.**

BEST SELLER!



FSP09821

Lublin R-XIV

An excellent rubber-powered design of a unique Polish aircraft by master modeler Bill Noonan. Perfect proportions lead to perfect flight characteristics; design also lends itself to small-field R/C. WS: 43"; L: 27.5"; Power: Rubber; LD 3; 2 sheets; **\$11.50.**



FSP08703

Mac's CO, Delight

This little cutie was one of the last designs done by the late Howard McEntee. It is built of sheet balsa and intended for F/F. WS: 15"; L: 13.5"; Engine: Brown CO₂; LD 2; 1 sheet; **\$4.00.**



FSP05703

Maxine

A Wakefield design by Jon Davis that features a rolled-balsa motor tube, pylon and built-up balsa surfaces. WS: 50"; Power: Rubber; LD 4; 1 sheet; **\$4.50.**



FSP01823

Messerschmitt BF 109

This rubber-powered design by Allan Schanzle has big-model performance. The airplane is constructed using a half-shell concept, but that should not pose a problem for most builders. WS: 15.5"; L: 14"; Power: Rubber; LD 3; 1 sheet; **\$4.00.**



FSP01771

Mini-Bipe

A first-rate rubber-powered free-flight "fun machine" designed by Jay Richards. Simple sheet-balsa construction. WS: 12"; L: 15.5"; Power: Rubber; LD 1; 1 sheet; **\$4.00.**

ALL TIME FAVORITE!



FSP08803

Missel Thrush

This free-flight rubber-powered scale model of the 1926 English biplane has ideal proportions for stable flight and enough detail to win contests. Designed by Bill Noonan. WS: 30"; L: 23.5"; Power: Rubber; LD 4; 1 sheet; **\$8.25.**



FSP00007

Monk's Wakefield

A top-flight, rubber-powered F/F Wakefield from the late '60s. The Ray Monks design features a sheet-balsa fuselage and built-up wings. WS: 53.5"; L: 48.5"; Power: Rubber; LD 4; 1 sheet; **\$8.75.** (Note: No construction article.)

FSP07743

Monocoupe 90 AL

A beautiful rubber-powered scale model designed by Tom Stark. With modifications, it could be powered by 1/2A engines and even serve as a small R/C scale project. Complex, scale-like construction. WS: 24"; L: 16"; Power: Rubber; LD 3; 1 sheet; **\$4.50.**



FSP03751

Moonraker

This advanced F/F power design by Edward Carroll for FAI Power employs interesting building techniques. WS: 76"; L: 53"; Engine: .15; LD 3; 1 sheet; **\$9.50.**



FSP08734

Mugwump

This George Perryman-designed predecessor to the Speckled Birds is a Coupe d'Hiver rubber-powered plane with unusual, graceful lines and superior performance. Extensive all-balsa construction. WS: 37"; L: 38"; Power: Rubber; LD 4; 1 sheet; **\$6.50.**



FSP08681

Night Train Mk. VII

Designed for FAI free flight competition by George French, this plane is complex—built-up, balsa-framework wings and metal pan/sheet-balsa fuselage. WS: 66"; L: 38"; Engine: .15; LD 4; 1 sheet; **\$9.00.**

ALL TIME FAVORITE!



FSP11812

Nikitin-Shevchenko IS-4

A rubber-powered F/F scale treatment of the Soviet fighter with the unique gull wing. This Mark Fineman design uses traditional F/F rubber scale building techniques. WS: 18"; L: 18"; Area: 55 sq. in.; Power: Rubber; LD 3; 1 sheet; **\$4.00.**

Attention builders! The plans illustrated in this catalogue are construction plans only. All building materials must be purchased, including wood, engine and radio.

FREE FLIGHT



FSP06753
Penny from Heaven

A relatively easy-to-build model for the Pennyplane event by that F/F expert, Dave Linstrum. WS: 18"; L: 17.5" Power: Rubber; LD 2; 1 sheet; **\$4.00.**

FSP09712
Pay-Triot

Originally intended for the F/F payload event, this simple-to-construct Harry Murphy design also makes an excellent sport free-fighter. WS: 37"; L: 27.5"; LD 2; 1 sheet; **\$4.00.**

FSP02701
Pay Later

This little F/F is ideal for beginners as it's easy to construct out of sheet balsa. A Dave Linstrum design for payload events. WS: 36"; L: 28.5"; Engine: .049; LD 1; 1 sheet; **\$4.50.**



FSP07722
Penny Auntie II

Two simple indoor rubber-powered designs for the Pennyplane event by Dave Linstrum. WS: 18"; L: 17.5"; Power: Rubber; LD 1; 1 sheet; **\$4.00.**



FSP04784
Pensutti Triplane

A Peanut-scale version of a tiny biplane developed during WW I in Italy. Designed by John de Vries. WS: 13"; L: 12.5"; Power: Rubber; LD 3; 1 sheet; **\$6.00.**



FSP10732
Pietenpol Air Camper

A cute but classic design, this F/F scale replica would be ideal for small R/C. Sid Miller design features stick construction. WS: 35"; L: 21.5"; Engine: .049; LD 3; 1 sheet; **\$6.00.**



FSP10693
Porterfield Collegiate

This Walt Mooney-designed, scale, free-flight model of the classic '30s light plane delivers outstanding flight characteristics from relatively easy construction. WS: 24.75"; L: 16.5"; Engine: .020; LD 2; 1 sheet; **\$4.00.**



FSP01793
Prairie Bird

A small rubber-powered Embryo airplane that is easy to build and fly. Designed by famous kit manufacturer Bob Peck, the bird is built of 1/16" balsa sheet and sticks. WS: 16"; L: 14.5"; Power: Rubber; LD 1; 1 sheet; **\$4.00.**



FSP11784
Pro-Gram F.A.I.

A superb FAI indoor microfilm plane designed by William Shailor. WS: 26"; L: 30.5"; Power: Rubber; LD 3; 1 sheet; **\$12.00.**



FSP09723
Rearwin Speedster M6000

This truly fine scale presentation designed for rubber scale by M.E. Salvay would be fine converted to small R/C, and could form the basis of a bigger R/C if enlarged. Extensive, scale-like construction. WS: 45"; L: 34.5"; Power: Rubber; LD 3; 1 sheet; **\$13.00.**



FSP01722
Quest A-2

Nordic design for maximum performance ensures contest-winning ability in built-up balsa. Design by William Langenberg is proven in all climates and terrains. WS: 67"; L: 40"; Power: Rubber; LD 3; 1 sheet; **\$6.75.**



FSP10822
Rookie

A beginner's Wakefield, this rubber-powered free-fighter is simple, yet competitive in this expert class. Designed by Jim O'Reilly. WS: 50"; L: 47.5"; Power: Rubber; LD 2; 1 sheet; **\$9.00.**



FSP04701
RS-3

This outstanding FAI F/F designed by Reid Simpson is all built-up with semi-geodetic surface construction. WS: 66"; L: 49.5"; Engine: .15; LD 4; 1 sheet; **\$8.00.**



FSP06795
Ryan M-1 Peanut

This Peanut design by Al Lidberg follows traditional Peanut stick construction. A parasol wing enhances flight performance. WS: 12.25"; L: 9"; Power: Rubber; LD 2; 1 sheet; **\$4.00.**



FSP11691
Raider 340

This high-performance free-fighter for 1/2A engines, built of balsa and plywood, features very light construction in a design by Mel Schmidt. WS: 54"; L: 32.5"; Engine: .049; LD 3; 1 sheet; **\$6.00.**



FSP11681
Ryan ST

Dave Thornburg's creation—a simple but realistic-looking balsa profile scale model that allows easy adjustments for good flying—is perfect for beginners to the art of scale free flight. WS: 31"; L: 22"; Engine: .020; LD 2; 1 sheet; **\$4.00.**



FSP03731

Sam A-1 Nordic

Designed by Ron Evans for the Nordic F/F glider event, this airframe features a pod-and-boom fuselage and built-up surfaces. WS: 53"; L: 20"; Power: Rubber; LD 2; 1 sheet; **\$5.00.**

BEST SELLER



FSP06853
Savioia S.12 BIS

This early Schneider-cup racer is a work of art that will give you hours of pleasure, both in building and in flying. Designed by Bill Noonan, this little airplane can be both adapted to R/C and enlarged to make a bigger model. WS: 18"; L: 15.5"; Power: CO₂; LD 4; 1 sheet; **\$5.50.**



FSP10711
Scamper Jr.

An unusual rubber-powered pusher for sport free flight. Designed by Patrick Trittle, this little airplane is quite easy to build and performs well. WS: 25.5"; L: 16 7/8"; Power: Rubber; LD 2; 1 sheet; **\$4.00.**

FSP00006
Shear Delight Ornithopter

This ornithopter from yesteryear provides a novel, rewarding building and flying experience. An interesting design by Ken Johnson, it displays typical indoor microfilm-covered construction. WS: 17.25"; L: 21"; Power: Rubber; LD 4; 1 sheet; **\$5.00.** (Note: No construction article.)

FSP00001

Silver Dart

This free-flight autogyro is very easy to build and fly. The Kevin Flynn design is constructed primarily of sheet balsa. Rotor: 13"; L: 22"; Engine: .020; LD 2; 1 sheet; **\$5.00.** (Note: No construction article.)



FSP03761

Slick Stick

A modern-looking Wakefield design by William Langenberg for rubber-powered duration. Fuselage has an aluminum motor tube augmented by a built-up balsa aft section; surfaces are balsa. WS: 52"; L: 47.75"; Power: Rubber; LD 4; 1 sheet; **\$4.00.**



FSP07713

Slithery-Dee

A classic FAI indoor microfilm job. It features typical indoor construction as designed by expert builder Bud Tenny. WS: 27.5"; L: 27.5"; Power: Rubber; LD 4; 1 sheet; **\$5.00.**



ALL TIME FAVORITE!

FSP03793

Sopwith 1 1/2 Strutter

A fine free-flight scale rendition of the WW I fighter aircraft. The fairly complex, all-balsa airplane can be converted to small engine R/C or electric power. Designed by W.R. Stroman. WS: 34"; L: 25"; Engine: .02; LD 3; 2 sheets; **\$7.50.**




ALL TIME FAVORITE!

FSP08761

Sopwith Camel (F/F)

This simple sheet-balsa, free-flight design by Doc Mathews features a Jedelsky wing. Quite realistic in flight. WS: 28"; L: 18.5"; Engine: .049; LD 2; 1 sheet; **\$8.00.**



ALL TIME FAVORITE!

FSP11823

Sperry Messenger (1982)

A peanut-scale biplane from WW I; called the "cutest airplane in the army." Design by Al Lidberg. WS: 17"; L: 16"; Power: Rubber; LD 2; 1 sheet; **\$6.00.**



FSP01741

Sprinkle

Not just a fair-weather flier, this little .020-powered free-flyer is particularly stable in varying weather conditions. Designed by Reid Simpson. WS: 41"; L: 25"; Engine: .020; LD 2; 1 sheet; **\$4.00.**



FSP02753

Starstream A-1

An outstanding sheet-balsa A-1 glider that won the CIAM/FAI competition for glider design in 1975. This Dave Linstrum design is just the ticket to get young people started in model aviation. WS: 46.25"; L: 29 7/8"; LD 2; 1 sheet; **\$5.50.**



FSP07761

Stinger

This Reid Hull F/F rubber was designed by Reid Hull for the Coupe d'Hiver event. The all-balsa, built-up structure is fairly complex. WS: 39"; L: 33"; Power: Rubber; LD 3; 1 sheet; **\$8.50.**



FSP11833

Stinson SM-2 Junior


A nifty Golden Age scale plane for .02 electric power. This built-up balsa design by W.R. Stroman would make a fine project for small field R/C. WS: 41.5"; L: 25.25"; Power: .02 electric; LD 3; 1 sheet; **\$11.50.**



FSP08694

Stratomax

A high-performance, rubber free-flight. Its construction is quite involved and of conventional balsa sticks. Designed by Frank Heeb. WS: 48"; L: 46"; Power: Rubber; LD 3; 1 sheet; **\$4.50.**



FSP02721

Stratowake II


A Wakefield winner that took first prize at the 1970 Nats, this all-balsa design by Frank Heeb is a fine performer. WS: 51"; L: 46"; Power: Rubber; LD 2; 1 sheet; **\$6.50.**



FSP04733

Suspense III

This superior FAI F/F design by Henry Spence is all built-up, featuring a fully sheeted wing. WS: 56"; L: 52"; Engine: .15; LD 3; 1 sheet; **\$6.50.**



FSP08813

Tailwind

A rubber-powered scale treatment of Steve Wittman's famous home-built plane featuring balsa stick and sheet rib construction. Designed by Perry Peterson. WS: 21"; L: 18.5"; Area: 80 sq. in.; Power: Rubber; LD 2; 1 sheet; **\$5.00.**



FSP10804

Taylorcraft 'B'

This F/F rubber scale of the 1930s plane is suited to novices and experts. Designed by Vern Schroeder. WS: 27"; L: 16.5"; Area: 104 sq. in.; Power: Rubber; LD 2; 1 sheet; **\$4.00.**



ALL TIME FAVORITE!

FSP02812

TBM-3U Aerial Tanker

This jumbo-scale, rubber-powered airplane with the uncommon look can be converted to small R/C. Bill Noonan's interesting structural design is beautifully illustrated on a two-sheet plan. WS: 31"; L: 31"; Area: 275 sq. in.; Power: Rubber; LD 3; 2 sheets; **\$11.50.**



FSP08642

Tempest 370

This Frank Heeb design is a potent 1/2A free-flight performer and is very easy to build from conventional materials. WS: 52"; L: 38"; Engine: .049; LD 2; 1 sheet; **\$4.00.**



FSP04743

The Cata-Strofic

This rubber-powered, catapult-launched glider designed by Dave Linstrum is built of sheet, spruce and balsa; quite easy to build and fly. WS: 30"; L: 30"; Power: Rubber Catapult; LD 2; 1 sheet; **\$4.00.**

FREE FLIGHT



FSP05751
The Big "D"

This indoor Stout Trophy winner for Class D Stick was designed by Al Rohrbaugh, and has a conventional microfilm airframe. WS: 51"; L: 37"; Power: Rubber; LD 4; 1 sheet; **\$12.50.**



FSP09591
The Hook

This Bill Dunwoody 1958 design has some very interesting construction features: the wing has a single surface airfoil, and the fuselage has a rolled balsa tube. The high pylon and engine mount offer high performance. WS: 36"; L: 27"; Engine: .049; LD 3; 1 sheet; **\$4.00.**



FSP08843
The Observer

This great little rubber-powered design overflows with fun. A Bostonian design by L.F. Randolph. WS: 15"; L: 14.25"; Power: Rubber; LD 1; 1 sheet; **\$5.00.**



FSP09741
The Sand Baby

A small, simple F/F towline glider. All-balsa, built-up design by Tony Shennan. WS: 36"; L: 22"; LD 2; 1 sheet; **\$4.00.**



FSP11773
Turkey P-30

This congenial rubber-powered F/F features simple, all-balsa construction. Design by John Oldenkamp and David Steinmetz. WS: 30"; L: 30"; Power: Rubber; LD 2; 1 sheet; **\$4.00.**



FSP05731
Ultimate Dragmaster

One of the finest F/F Nordic-competition gliders in MAN's plan library. Designed by Tom Hutchinson, the model features a fiberglass boom and built-up surfaces. WS: 79"; L: 40"; LD 3; 1 sheet; **\$9.00.**



FSP08713
Union Jack Frost

Coupe d'Hiver contest rubber-powered model. Design by Dave Linstrum features built-up wings and a rolled-balsa fuselage. WS: 36"; L: 34.5"; Power: Rubber; LD 3; 1 sheet; **\$4.50.**



FSP01733
Unlimited Record Holder

A high-performance, rubber-powered, all-balsa design by George Batiuk that features a trussed fuselage and multi-spar wing. WS: 53"; L: 51.5"; Power: Rubber; LD 3; 1 sheet; **\$9.00.**



FSP05713
Victory III Glider

An unusual wrinkle in the towline-glider story. This tailless design by Jerry Huben is easy to build and fly. WS: 66"; LD 2; 1 sheet; **\$10.50.**




FSP03812
Wahoo

This is an old-timer replica of Louis Garami's 1940 plane, and it was designed by Al Lidberg. The tiny free-flight pylon airplane has a built-up balsa structure. WS: 29.25"; L: 22"; Area: 150 sq. in.; Engine: .020; LD 2; 1 sheet; **\$4.00.**



FSP09805
Waterman "Gosling"

This Don Srull model won Rubber Scale at the 1979 Nats. Conventional balsa structure is light to enhance flying. WS: 21.75"; L: 18.5"; Area: 115 sq. in.; Power: Rubber; LD 3; 1 sheet; **\$4.00.**




FSP06741
Whirlybird D & B Heli

This rubber-powered sheet-balsa F/F helicopter flies very well indoors. Designed by Frank DeCicco and Roman Bittel. Rotor: 21.5"; L: 20"; Power: Rubber; LD 2; 1 sheet; **\$5.00.**




FSP02714
Wildcat (profile)

This sheet-balsa, profile free-flight model Grumman features good looks, great flights and easy construction. Designed by Wayne Brown. WS: 27"; L: 17.5"; Power: Rubber; LD 2; 1 sheet; **\$4.00.**



FSP12792
Witch Hawk

This hot 1/2A gas job is strictly for competition. Jim Clem design features all-balsa airframe with geodetic wing and sheet-balsa fuselage. WS: 42"; L: 32"; Area: 237 sq. in.; Engine: .049; LD 2; 1 sheet; **\$5.00.**



FSP06763
Zwebbox

If you're into hand-launched gliders, this balsa construction by John Oldenkamp should be just your cup of tea. WS: 17"; L: 20"; LD 2; 1 sheet; **\$5.00.**



FSP06672
Ugly Duckling

This all-sheet-balsa, pod-and-boom towline glider is ideal for free-flight flying for the beginner. Its construction is simple and should pose no problems for the novice builder. WS: 29.5"; L: 22"; LD 1; 1 sheet; **\$4.50.**

ALL TIME FAVORITE!

BOATS, CARS, ETC.

FSP00005

1920 Jersey Skiff

This outstanding electric R/C boat was designed by Ray Borden. The two-sheet plan set is an excellent example of the draftsman's art. A builder's project with scale construction. Length: 21"; Beam: 6.75"; Power: Electric; 2 channels; LD 3; 2 sheets; **\$10.50.** (Note: No construction article.)

BEST SELLER!



FSPC1087

Charger Sprint Car


Scratch-build your own 1/10-scale electric asphalt or carpet sprint car. This super-lightweight sprung chassis is constructed of flexible music wire. Uses different body styles. Wheelbase: 9.5"; Power: Electric; LD 3; 1 sheet; **\$10.00.**



FSP09803

Compact Field Box

A compact way to carry all your necessary items to the flight line. This design by Joe Beshar is easy to build out of 1/4-inch birch plywood. LD 1; 1 sheet; **\$7.00.**



FSP01852

Flight Box

Do you need a good field box to help organize your gear? Here's one of the best. This field box by Dan Santich is easy to build out of 1/2-inch and 1/4-inch plywood. LD 1; 1 sheet; **\$5.00.**



FSPC0788

Duster "540"

Get in on 1/10-scale carpet or on-road action inexpensively with Eric "Von" Goldschrafe's Duster "540". This car weighs less than 3 pounds and is constructed of epoxy/fiberglass board and aluminum. Almost any running gear and suspension left over from junk 1/12-scale and 1/10-scale cars can be used. Full-size templates make cutting out the chassis easy. Wheelbase: Variable; Power: Electric; LD 2; 1 sheet; **\$10.00.**



FSP10893

Float Gear and Rudder Systems

A full-size drawing that shows patterns for gear blanks, bending diagrams and water rudder installation methods for float lengths of 28 to 48 inches. Also gives the corresponding fuselage lengths to enable you to size the floats properly. An excellent floatplane reference material. LD 2; 1 sheet; **\$8.00.**

BEST SELLER!



FSP06862

Gatorbait

A water surface vehicle that will clear out critters of all kinds. Build it any size you want from the gridded scale drawing and use any engine, from .049 to gasoline. All-plywood construction uses a 2-channel radio. Designed by Jim Simpson and Bud Cooley. Length 13"; LD 1; 1 sheet; **\$9.00.**

BEST SELLER!



FSP05792

Miss U.S. Hydroplane


A 1/8-scale (1 1/2- to 1-inch) Unlimited Hydroplane made of plywood. Design by Don Boka meets NAMBA and IMPBA rules. L: 44"; Engine: .65; 2 channels; LD 3; 2 sheets; **\$19.00.**



FSP09813

Miller 44 (Bonnie)

A fine scale yacht made of fiberglass. Article and plan together give a detailed explanation of the methods employed; close adherence to instructions will give you a yacht you can be proud of. Designed by Carl Doherty. Length: 34.5"; 2 channels; LD 4; 1 sheet; **\$11.00.**



FSP04793

Moody Sprint (Sprint Car)

A 1/12-scale electric-powered R/C model of a classic oval-track racer. Design by Roy Moody uses Astro Flight motor and 2-channel radio. Wheelbase: 7.5"; LD 3; 1 sheet; **\$9.00.**

BEST SELLER!



FSP08794

Phoenix (Boat)

This plywood/foam outrigger hydroplane held the NAMBA oval-course speed record. Tremendously fast! Design by John Olan features carbon fiber and foam construction. Length: 29"; Engine: 3.5; 2 channels; LD 3; 1 sheet; **\$8.00.**



FSP02742

R/C Motorcycle

This R/C motorcycle is built of sheet metal, plastic and odds and ends. It's a perfect project for people who like to experiment. Designed by George Siposs. Length: 13.5"; Engine: .049; LD 3; 1 sheet; **\$4.00.**



FSP04802

Pinto Modified Stock Car

This 1/12-scale electric R/C racing car for road racing or oval tracking uses some stock hardware, but can be entirely scratch-built. Wheelbase: 8"; Power: Electric; LD 3; 1 sheet; **\$8.00.**

ALL TIME FAVORITE!



FSP05712

Century Sea Maid

A scale boat for a large gasoline engine, this Walt Watkins design uses mahogany plywood for scale-like construction. Length: 54"; Engine: 1.2+; 2 channels; LD 3; 2 sheets; **\$17.00.**

ALL TIME FAVORITE!



FSP01762

Pushy Snow Sled

Something for winter sports—a fine snowmobile that "does it all." This Les Hard design is simple to construct and operate. Length: 25"; Engine: .35 to .40; 2 channels; LD 2; 1 sheet; **\$9.50.**



FSP04693

Skipper - Air Boat

This Dick Sarpolus design is a simple, sheet-wood airboat suitable for any neophyte boater. Beam: 12.5"; L: 24"; Engine: .09 to .15; LD 2; 1 sheet; **\$7.00.**

BOATS, CARS, ETC.



FSP09812
Vega (Wire Car 1/12 Scale)
 Another Roy Moody chassis that is built out of basic 3/32-inch music wire and commercial body shells. Good for 1/12-scale electric car racing. Wheelbase: 8"; 2 channels; LD 3; 1 sheet: **\$6.00.**

ALL TIME FAVORITE!



FSP04713
Snoopy's Doghouse
 A true collector's item—the original flying Snoopy's Doghouse designed by Al Signorino in balsa and hardwood. Powered by a .60, this wonder actually flies! WS: 24"; L: 25"; 3 channels; LD 2; 1 sheet: **\$14.00.**

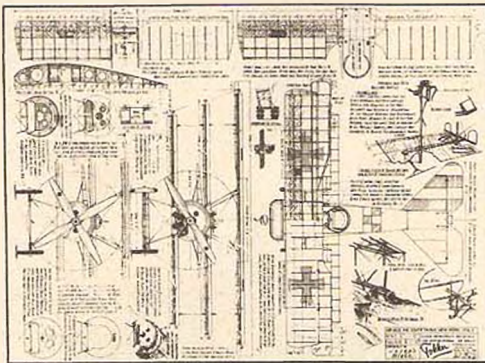


FSP04721
Snowbird
 This novelty snow vehicle is powered by the engine of an airplane for fun in the winter. Balsa-and-plywood construction is simple as designed by Duie Malenkosky. The ski-equipped machine would be ideal for informal racing. Length: 19.5"; 2 channels; Engine: .23; LD 1; 1 sheet: **\$8.00.**



FSP04731
SS-5 Super Saucer
 A real show stopper! This weird Fran McEwee design is easy to fly and built up of common materials, but it looks rather unorthodox. WS: 36"; L: 54"; Engine: .60; 4 channels; LD 3; 2 sheets: **\$20.00.**

SCALE DRAWINGS



Each scale drawing is an individually reproduced high quality blue line print from the original master Mylar. Plans consist of one or more sheets and are reproduced professionally by the Air Age Mail Order Service. The Wylam drawings are 17" x 21", and the Nye Drawings are 22" x 34". The assorted scale drawings vary in size.

WILLIAM WYLAM PLANS

(WWP02001)	Albatross D-1 To D-6 , 8 sheets	\$24.00
(WWP02002)	Avro Lancaster 1 , 1 sheet	\$3.00
(WWP02004)	Beechcraft 17 to A17 , 4 sheets	\$12.00
(WWP02003)	Beechcraft B17 to G17 , 10 sheets	\$30.00
(WWP02005)	Bell P-59A Airacomet , 1 sheet	\$3.00
(WWP02006)	Bell P-63A Kingcobra , 2 sheets	\$6.00
(WWP02007)	Bleriot Channel Crosser XI , 1 sheet	\$3.00
(WWP02015)	Boeing 15 & XPW-9 , 4 sheets	\$12.00
(WWP02008)	Boeing B-17G Flying Fortress , 2 sheets	\$8.00

(WWP02009)	Boeing B-29 Super Fortress , 2 sheets	\$6.00
(WWP02016)	Boeing C-97 , 2 sheets	\$6.00
(WWP02011)	Boeing F2B-1/Plotting Taper Rib Sections , 4 sheets	\$12.00
(WWP02012)	Boeing F3B-1 , 4 sheets	\$12.00
(WWP02013)	Boeing F4B P-12 , 4 sheets	\$12.00
(WWP02010)	Boeing FB-1 to FB-6 , 4 sheets	\$12.00
(WWP02014)	Boeing PW-9C to XP-7 , 4 sheets	\$12.00
(WWP02017)	Boeing XP-8 , 2 sheets	\$6.00
(WWP02018)	Bristol F-2B Brisfit Fighter , 4 sheets	\$12.00
(WWP02019)	Consolidated A-11 , 1 sheet	\$3.00
(WWP02021)	Consolidated B-24E Liberator , 1 sheet	\$3.00
(WWP02020)	Consolidated Catalina Dumbo PBV , 1 sheet	\$3.00
(WWP02026)	Curtiss 33 & PW-8 , 4 sheets	\$12.00
(WWP02023)	Curtiss A-12 Strike , 1 sheet	\$3.00
(WWP02041)	Curtiss EF13C-1 & XF13C-2 , 1 sheet	\$3.00
(WWP02025)	Curtiss Export Falcon , 1 sheet	\$3.00
(WWP02030)	Curtiss Hawk F6C Series , 6 sheets	\$18.00
(WWP02031)	Curtiss Hawk F6C-1,2,3,2 sheets	\$6.00
(WWP02032)	Curtiss Hawk F6C-4 , 2 sheets	\$6.00

(WWP02033)
Curtiss Hawk III-C Export Type, 3 sheets \$9.00

(WWP02029)
Curtiss Hawk P-6E/F11C-2 Hawk & Goshawk, 4 sheets \$12.00

(WWP02029)
Curtiss Hawk PW-8A/XF5C-1, 4 sheets \$12.00

(WWP02035)
Curtiss Hawk XP-23, 2 sheets \$6.00

(WWP02027)
Curtiss Helldiver F8C-4 O2C-1, 4 sheets \$12.00

(WWP02028)
Curtiss Helldiver SB2C-1 USN or A-25, 1 sheet \$3.00

(WWP02022)
Curtiss Model A Biplane, 1 sheet \$3.00

(WWP02037)
Curtiss P-40D Wright Bros. Warhawk/Kittyhawk, 2 sheets \$6.00

(WWP02024)
Curtiss SBC-3 Scout Bomber, 2 sheets \$6.00

(WWP02039)
Curtiss Seahawk F7C-1, 2 sheets \$6.00

(WWP02040)
Curtiss Seahawk XF7C-3, 1 sheet \$3.00

(WWP02038)
Curtiss Sparrowhawk F9C-2, 2 sheets \$6.00

(WWP02036)
Curtiss U.S.A. Hawk P-1 Series, 4 sheets \$12.00

(WWP02043)
deHavilland DEH-1, 3 sheets \$9.00

(WWP02042)
deHavilland DEH-4 Biplane, 4 sheets \$12.00

(WWP02046)
Douglas O-46A USA Observation, 4 sheets \$12.00

(WWP02044)
Douglas A-26 Invader, now B-26, 1 sheet \$3.00

(WWP02045)
Douglas C-54 Skymaster, 2 sheets \$6.00

(WWP02048)
Fokker Attack Bomber G-1, 2 sheets \$6.00

(WWP02047)
Fokker Pursuit Model D-16 & Wendell-Williams 57, 1 sheet \$3.00

(WWP02049)
Ford Tri-Motor 5-AT-C, 4 sheets \$12.00

(WWP02050)
Great Lakes Sport Trainer 2T-1A/2T-1E, 2 sheets \$6.00

(WWP02053)
Grumman F2F-1, 1 sheet \$3.00

(WWP02051)
Grumman F3F-1, 3 sheets \$9.00

(WWP02052)
Grumman F3F-2, 1 sheet \$3.50

(WWP02054)
Grumman F6F-3 Hellcat, by B. Karlstrom, 1 sheet \$3.00

(WWP02055)
Henschel HS-126 Observation, 2 sheets \$6.00

(WWP02058)
Lockheed Hudson (Britain's) Three-View, 2 sheets \$6.00

(WWP02057)
Lockheed Sirius, Altair & Orion, 4 sheets \$12.00

(WWP02056)
Lockheed Vega, 4 sheets \$12.00

(WWP02059)
Martin Marauder B-26D, 2 sheets \$6.00

(WWP02060)
Martin Maryland A-22, 2 sheets \$6.00

(WWP02061)
McDonnell XP-67, 1 sheet \$3.00

(WWP02062)
Messerschmitt ME-109J, 2 sheets \$6.00

(WWP02063)
Mitsubishi Betty OB-01, 1 sheet \$3.00

(WWP02064)
North American Mustang P-51B, 1 sheet \$3.00

(WWP02066)
Northrop P-61 Black Widow (WWP), 1 sheet \$3.00

(WWP02065)
Northrop X-A13, 1 sheet \$3.00

(WWP02068)
Pfalz D-12, 3 sheets \$9.00

(WWP02067)
Pfalz D-3, 4 sheets \$12.00

(WWP02069)
Piper Skycycle, 1 sheet \$3.00

(WWP02070)
Polish Fighter, 1 sheet \$3.00

(WWP02071)
Republic P-47D Thunderbolt, 2 sheets \$6.00

(WWP02072)
Seversky P-35, 2 sheets \$6.00

(WWP02073)
Siemens Schukert D-4, 3 sheets \$9.00

(WWP02074)
Sopwith Camel (WWP), 3 sheets \$9.00

(WWP02075)
Sopwith Dolphin 5F1, 4 sheets \$12.00

(WWP02076)
S.E.5A, 3 sheets \$9.00

(WWP02078)
Spad French S-XIII C.1, 3 sheets \$9.00

(WWP02079)
Spad S-X1A-2, 3 sheets \$9.00

(WWP02077)
Spad S.VII, 3 sheets \$9.00

(WWP02089)
Stinson Airliner Model T, 2 sheets \$6.00

(WWP02090)
Stinson Airliner Model U, 3 sheets \$9.00

(WWP02081)
Stinson Jr. Model R, 2 sheets \$6.00

(WWP02080)
Stinson Jr. Model S, 2 sheets \$6.00

(WWP02082)
Stinson Jr. Model SM-2, 2 sheets \$6.00

(WWP02083)
Stinson Jr. Model SM-2, S, R tail/wing detail, 2 sheets \$6.00

(WWP02088)
Stinson Reliant Gull-Wing Series, 10 sheets \$30.00

(WWP02084)
Stinson Reliant Model SR, 2 sheets \$6.00

(WWP02085)
Stinson Reliant SR-5, 2 sheets \$6.00

(WWP02086)
Stinson Reliant SR-6, 2 sheets \$6.00

(WWP02087)
Stinson Reliant Straight Wing, 2 sheets \$6.00

(WWP02091)
Supermarine Spitfire II (WWP), 2 sheets \$6.00

(WWP02092)
Swift P-31, 1 sheet \$3.00

(WWP02093)
U.S. Army Attack A-17A, 3 sheets \$9.00

(WWP02095)
Vought SB2U-1, 2 sheets \$6.00

(WWP02094)	Vought SBU-1, 2 sheets	\$6.00
(WWP02096)	Vought V-143, 3 sheets	\$9.00
(WWP02097)	Vultee Swoose Goose XP-54, 1 sheet	\$3.00
(WWP02098)	Waco Model C-6 & D-6, 2 sheets	\$6.00
(WWP02100)	Westland Lysander, 4 sheets	\$12.00
(WWP02099)	Wiley Post's Winnie Mae, 1 sheet	\$3.00
(WWP02101)	Wright Bros. Model A, 1 sheet	\$3.00
(WWP02102)	Wright Bros. Model B, 1 sheet	\$3.00
(WWP02103)	Wright Bros. Original Flier, 1 sheet	\$3.00

Engines and Miscellaneous Plans by William Wylam

EMP03010	Air Bombs, 1 sheet	\$3.00
EMP03002	Clerget, 1 sheet	\$3.00
EMP03001	Cyclone F-51, 3 sheets	\$9.00
EMP03003	Hispano-Suiza, 2 sheets	\$6.00
EMP03007	Lewis Machine Gun, 1 sheet	\$3.00
EMP03012	Lycoming R-680, 1 sheet	\$3.00
(EMP03004)	Mercedes (German) 160-180HP, 2 sheets	\$6.00
(EMP03005)	Pratt & Whitney Wasp Jr., 3 sheets	\$9.00
(EMP03009)	RAF S.E.-5 Squadron Markings & Color Detail, 2 sheets	\$6.00
(EMP03011)	Siemens-Halski Rotary Engine, 1 sheet	\$3.00
(EMP03008)	Vickers Machine Plan, 1 sheet	\$3.00
(EMP03006)	Wright Whirlwind, 3 sheets	\$9.00

WILLIS NYE PLANS

(WNP04001)	A.E.G..Type G-105, 2 sheets	\$8.00
(WNP04002)	Ansaldo SVA-1, 1 sheet	\$4.00
(WNP04003)	Antoinette VII, 1 sheet	\$4.00
(WNP04004)	Bell P-59A, 4 sheets	\$16.00
(WNP04005)	Boeing Mailplane 40B, 4 sheets	\$16.00
(WNP04006)	Brunner-Winkle Bird Biplane, 2 sheets	\$8.00
(WNP04007)	Chance Vought VE-7 & UO-1, 4 sheets	\$16.00
(WNP04008)	Curtiss AT-9, 4 sheets	\$16.00
(WNP04009)	Curtiss Falcon 0-1/Lindbergh Mailplane, 4 sheets	\$16.00
(WNP04010)	Curtiss Navy NC-4, 4 sheets	\$16.00
(WNP04011)	Douglas Havoc Attack Bomber WWII, 4 sheets	\$16.00

(WNP04012)	Douglas TBD-1, 4 sheets	\$16.00
(WNP04014)	Friedrichshaffen Bomber G3, 2 sheets	\$8.00
(WNP04015)	Gotha Bomber, 4 sheets	\$16.00
(WNP04016)	Grumman Bearcat F8F-2, 4 sheets	\$16.00
(WNP04017)	Grumman Hellcat USN Fighter F6F-5, 4 sheets	\$16.00
(WNP04018)	Grumman Tigercat F7F-1, 4 sheets	\$16.00
(WNP04019)	Grumman Wildcat F4F, 4 sheets	\$16.00
(WNP04020)	Handley Page 0/400, 4 sheets	\$16.00
(WNP04021)	Hansa-Brandenburg Model LDD, 2 sheets	\$8.00
(WNP04022)	Hawker Mark IIC Hurricane, 4 sheets	\$16.00
(WNP04023)	Hawker Sea Fury XI FB-11 Navy Carrier, 4 sheets	\$16.00
(WNP04024)	Helldiver USN Carrier SB2C-3, 4 sheets	\$16.00
(WNP04025)	Loening U.S. Amphibians Pts. I & II, 8 sheets	\$32.00
(WNP04026)	Martin Mariner PBM-3C, 4 sheets	\$16.00
(WNP04027)	Messerschmitt ME-262A, 4 sheets	\$16.00
(WNP04029)	North American B-45, 4 sheets	\$16.00
(WNP04028)	North American F-82E, 4 sheets	\$16.00
(WNP04030)	Northrop P-61 Black Widow (WNP), 4 sheets	\$16.00
(WNP04031)	Republic P-43, 4 sheets	\$16.00
(WNP04033)	Standard Model J, 2 sheets	\$8.00
(WNP04032)	Supermarine Spitfire II (WNP), 4 sheets	\$16.00
(WNP04034)	Thomas Morse S4E, 4 sheets	\$16.00
(WNP04037)	U.S. Navy Patrol Bomber PV-1 Ventura, 4 sheets	\$16.00
(WNP04038)	U.S. Navy Torpedo Bomber TBM-3, 4 sheets	\$16.00
(WNP04035)	U.S.S. Los Angeles, 4 sheets	\$16.00
(WNP04036)	USAF B-26D (3-view), 1 sheet	\$4.00

OTHER GREAT ILLUSTRATORS

(SDP01001)	Alexander Eaglerock, by J. Nieto, 2 sheets	\$4.50
(SDP01002)	Armstrong-Whitworth F.K. 8, by B. Karlstrom, 1 sheet	\$3.00
(SDP01003)	Bellanca Monoplane, by J. Nieto, 2 sheets	\$4.50
(SDP01004)	Boeing B-47E, Stratojet, by B. Karlstrom, 1 sheet	\$3.00
(SDP01005)	Boeing MB-3A, by J. Nieto, 1 sheet	\$2.50
(SDP01006)	Boeing N70700, 1 sheet	\$2.50
(SDP01007)	Boeing P-26A, by J. Nieto, 1 sheet	\$2.50

(SDP01008)
Boeing Stearman PT-17 Kaydet, by B. Karlstrom, 1 sheet **\$3.00**

(SDP01009)
Cessna O-1E Bird Dog, by L. Halls, 4 sheets **\$26.50**

(SDP01010)
Cessna YAT-370, by T. Larsen, 1 sheet **\$2.50**

(SDP01012)
Chance Vought F8U-1 Crusader, by T. Larsen, 1 sheet **\$3.00**

(SDP01011)
Chance Vought OS2U-1,2,3 Kingfisher, by B. Karlstrom, 2 sheets **\$4.50**

(SDP01013)
Chance Vought SB2U Vindicator, by H. Farrell, 1 sheet **\$3.00**

(SDP01014)
Commonwealth Aircraft CA-15 Fighter, by L. Hall, 4 sheets **\$20.00**

(SDP01015)
Comper Swift, by B. Karlstrom, 1 sheet **\$3.00**

(SDP01016)
Curtiss JN-4 to JN-6H, by J. Nieto, 4 sheets **\$8.00**

(SDP01017)
Curtiss R3C-1 and R3C-2 (1925 Racer), by J. Nieto, 1 sheet **\$2.50**

(SDP01019)
Curtiss Robin Monoplane, by J. Nieto, 2 sheets **\$4.50**

(SDP01018)
Curtiss Wright Jr. Amphibian, by B. Karlstrom, 1 sheet **\$3.00**

(SDP01020)
Dewoitine D-27-C.1 (1927), by B. Karlstrom, 1 sheet **\$3.00**

(SDP01021)
Entwicklungsring Sud VJ 101C, by T. Larsen, 1 sheet **\$2.50**

(SDP01022)
Fairchild PT .26 Cornell, by T. Larsen, 1 sheet **\$2.50**

(SDP01023)
Focke-Wulf FW-190A3 and A5, by B. Karlstrom, 1 sheet **\$3.00**

(SDP01024)
Fokker D-VII (SDP), by J. Nieto, 4 sheets **\$8.00**

(SDP01025)
Fokker DR-1, by J. Nieto, 2 sheets **\$4.50**

(SDP01026)
Fokker EV/DVIII (SDP), by P. Drews, 4 sheets **\$8.00**

(SDP01027)
Folland Aircraft F0 139 Midge, by B. Karlstrom, 1 sheet **\$3.00**

(SDP01028)
Ford Air-Transport Stout 2-AT, 1 sheet **\$3.00**

(SDP01029)
Franklin Sport "A" Biplane (1930), by R. Anderson, 3 sheets **\$6.00**

(SDP01030)
Gloster Gauntlet, by T. Larsen, 1 sheet **\$3.00**

(SDP01031)
Gloster Gladiator, 1 sheet **\$2.50**

(SDP01032)
Gloster Sea Gladiator Faith, by C. Graham, 1 sheet **\$2.50**

(SDP01034)
Grumman F-14 Tomcat, by T. Larsen, 2 sheets **\$6.00**

(SDP01033)
Grumman F6F Hellcat, by B. Karlstrom, 1 sheet **\$3.00**

(SDP01035)
Grumman XF5F-1 Skyrocket, by T. Larsen, 2 sheets **\$5.00**

(SDP01036)
Hansa-Bradenburg W.29 (HM.T), by T. Larsen, 2 sheets **\$6.00**

(SDP01037)
Hawker Dankok (L. B. II), by T. Larsen, 2 sheets **\$4.50**

(SDP01038)
Hawker Nimrod, by T. Larsen, 3 sheets **\$7.00**

(SDP01039)
Heinkel 64C, by T. Stark, 1 sheet **\$2.50**

(SDP01041)
Heinkel He .51, by T. Larsen, 2 sheets **\$4.50**

(SDP01040)
Heinkel He .8 (h. m. II), by T. Larsen, 2 sheets **\$4.50**

(SDP01042)
Hughes XF-II, by L. Halls, 4 sheet **\$21.00**

(SDP01043)
Junkers D-1 (1918), by C. Graham, 1 sheet **\$2.50**

(WNP04013)
Douglas World Cruiser Type DWC, 4 sheets **\$16.00**

(SDP01044)
Kawasaki Ki.61-Ib, by C. Graham, 1 sheet1 **\$2.50**

(SDP01045)
Leduc 0.22, by B. Karlstrom, 1 sheet **\$2.50**

(SDP01074)
Lockheed Air Express, by K. Wilson, 3 sheets **\$10.50**

(SDP01046)
Lockheed F-94C Starfire, by B. Karlstrom, 1 sheet **\$3.00**

(SDP01047)
Loening M-8 (SDP), by T. Stark, 2 sheets **\$4.50**

(SDP01048)
Loving-Wayne Racer WR-I, by L. Wiczorek, 1 sheet **\$2.50**

(SDP01049)
McDonnell F4H-1 Phantom II, by B. Karlstrom, 1 sheet **\$3.00**

(SDP01050)
MIG-19 Farmer Day Interceptor, by C. Graham, 1 sheet **\$2.50**

(SDP01051)
Mitsubishi Type Zero or "Zeke", by C. Graham, 1 sheet **\$2.50**

(SDP01052)
Nakajima KL-84 Frank, by C. Graham, 1 sheet **\$3.00**

(SDP01073)
Nieuport (type 28-C1), by B. Hardesty, 4 sheets **\$9.50**

(SDP01053)
Nieuport Nighthawk, by J. Nieto, 2 sheets **\$4.50**

(SDP01054)
North American YAT-28E, by H. Farrell, 2 sheets **\$6.00**

(SDP01075)
Northrop BT-1, by H. Farrell, 1 sheet **\$2.50**

(SDP01055)
Pfalz Scout Type D-XII, B.R.F., 1 sheet **\$2.50**

(SDP01056)
Republic P-47 Thunderbolt (SDP), by B. Karlstrom, 1 sheet **\$3.00**

(SDP01057)
Ryan NYP Spirit of St. Louis, by B. Karlstrom, 2 sheets **\$6.00**

(SDP01060)
S.E. 5A, by J. Knoepel, 1 sheet **\$3.00**

(SDP01058)
SAAB AJ-37, by T. Larsen, 2 sheets **\$6.00**

(SDP01059)
Salmson 2A2 (1917-1918), by R. Anderson, 2 sheets **\$4.50**

(SDP01061)
Shoestring Racer, by L. Halls, 2 sheets **\$6.00**

(SDP01062)
Siren C-30 Edelweiss, by L. Halls, 2 sheets **\$8.00**

(SDP01063)
Sopwith Snipe 7F-1, by J. Nieto, 2 sheets **\$4.50**

(SDP01064)
Stinson Reliant Model SR-10G, by K. Wilson, 3 sheets **\$12.00**

(SDP01065)
Thomas Morse MB-3, by J. Nieto, 1 sheet **\$2.50**

(SDP01066)
Travel Air 2000 (SDP), by J. Nieto, 2 sheets **\$4.50**

(SDP01067)
Travel Air 6000, by J. Nieto, 2 sheets **\$4.50**

(SDP01068)
Waco 240A, by J. Nieto, 1 sheet **\$2.50**

(SDP01069)
Waco CTO Taperwing (B. Lyjak's 1929), by K. Wilson, 3 sheets **\$9.00**

INDEX OF PLANS

'89 Swoose	29
'Lectric Hots	12
1/2A Cubby	30
1/2A Delta	19
1/2A Maverick	38
1/2A Mini Nemesis	30
1/2A Mosquito	30
1/2A Nobler	30
1/2A Samurai	30
1/4 Scale Quickie	25
1910 R.E.P. CO2 Type B	38
1920 Jersey Skiff	45
1940 Porterfield Collegiate	25
2 Ugly	4

A

A.B.C. Scrambler	38
A.B.C. Robin	38
A.E.G. Type G-105	48
A6M2-N Rufe Conversion	20
Acrostreak	7
Aermacchi Lockheed	6
Aero Arrow	7
Aerofox	7
Aeronca C3	20
Afrit	7
AG-1 Duster	30
Air Bombs	48
Air Master	7
Akrobat II	15
Albatross	13
Albatross D-1 to D-6	46
Alexander Eaglerock	48
Annie	30
Ansald SVA-1	48
Antoinette VII	48
Apex II	38
Apprentice	6
Aquarius	30
Aquastar Seaplane	4
AR-13 R/C Glider	13
Arclurus	38
Armar Gorrior	25
Armstrong-Whitworth F.K. 8	48
Arrow	15
Arrow Sport	7
Astro Challenger	12
Astrojet	31
AT-6 Texan	20
Atlas	15
Auntie-Q	38
Avanti	31
Avro Vulcan	20
Avro Lancaster 1	46

B

B/S Mach I A	19
Baby Speckled Bird	38
Baby Buccaneer Jr.	38
Baby Ace D	20
Baby Ace	20
Bad News	31
Ballerina	31
Basic Canard	7
Bean Box III	38
Bede BD-5	20
Bede BD-6	38
Bee Ware	31
Beechcraft 17 to A17	46
Beechcraft B17-G17	46
Beechcraft Baron	20
Beechcraft G-17S	26
Bell P-59A	48
Bell P-59A Airacomet	46
Bell P-63A Kingcobra	46
Bell XFL-1 Airabonita	31
Bellanca Monoplane	48

C

Bellanca P-200-A Airbus	21
Bellanca Super Viking 300	31
Bellanca WB2	20
BF-109	31
Big Sugah	31
Big Hots	28
Biggie's Bird	6
Billy Boy	38
Bird Biplane	21
Black Corsair	39
Blackhawk	31
Bleriot Cross-Channel Flier	31
Bleriot Channel Crosser XI	46
Blitzkrieg	13
Blohm and Voss	21
Blue Angel	15
Bob Cal	19
Boeing 15 & XPW-9	46
Boeing B-17G Flying Fortress	46
Boeing B-29 Super Fortress	46
Boeing B-47E, Stratofet	48
Boeing C-97	46
Boeing F2B-1/Plotting Taper Rib Sections	46
Boeing F3B-1	46
Boeing F4B P-12	46
Boeing FB-1 to FB-6	46
Boeing Mailplane 40B	48
Boeing MB-3A	48
Boeing N70700	48
Boeing P-26A	31
Boeing P-26A (SDP)	48
Boeing PW-9C to XP-7	46
Boeing Stearman PT 13D	21
Boeing Stearman PT-17 Kaydet	49
Boeing XP-8	46
Bonzo II	19
Bonzo	39
Boomerang	13
Boulton-Paul "Defiant"	31
Brewster XSBA-1	39
Brewster "Buffalo" F2A-2	39
Brigadier	29
Bristol Bullet (Scout)	25
Bristol F-2B Brisfit Fighter	46
Britten-Norman BN-2A Islander	21
Bronco OV-10A	31
Brunner-Winkle Bird Biplane	48
Bubba Clem	39
Buccaneer 46	31
Bucker Jungmeister (1979)	39
Bucker Jungmeister (1990)	21
Buhl "Bull Pup" Peanut	39
Buster	39
C-3605 "Schlepp"	39
C-47	31
C/P Jr. Jackpot	39
Cam Racer	19
Canada Goose	7
Canadair CL-215	21
Canned Heat	39
CAP-20	31
CAP-21	21
Card Shark	31
Carrier Pigeon	31
Cassutt Model II	19
Cat's Paw	31
Century Sea Maid	45
Cessna Airmaster C-145	39
Cessna O-1E Bird Dog	49
Cessna Skylane	7
Cessna YAT-370	49
Chance Vought F8U-1 Crusader	49
Chance Vought OS2U-1, 2, 3 Kingfisher	49

D

Chance Vought SB2U Vindicator	49
Chance Vought SB2U-1 Vindicator	26
Chance Vought VE-7 & UO-1	48
Chandelle	13
Charger Sprint Car	45
Checkmate	32
Chester Lanzo Record Breaker	29
Chilton D.W.I.	26
Chipmunk	21
Chips	7
Chopper 64	39
Citabria	21
Classic Sport Biplane	28
Classy Cabin	39
Clerget	48
CO2 Powerhouse	39
CO2 Bee	7
Cobra	26
Coin Foo	7
Commonwealth Aircraft CA-15 Fighter	49
Compact Field Box	45
Comper Swift	49
Comptaur	16
Condor	32
Consolidated A-11	46
Consolidated Catalina Dumbo PBV	46
Consolidated B-24E Liberator	46
Continental 600	19
Corben Super Ace	26
Corsair Mk. II	16
Cougar Nesmith	21
Country Boy 450	39
Crackerbox II	39
Crane	7
Crusader	16
Cub J-3 (Piper)	7
Cupcake	6
Curare	16
Curtiss 33 & PW-8	46
Curtiss A-12 Strike	46
Curtiss AT-9	48
Curtiss EF13C-1 & XF13C-2	46
Curtiss Export Falcon	46
Curtiss Falcon O-1/Lindbergh Mailplane	48
Curtiss Hawk F6C Series	46
Curtiss Hawk F6C-1, 2, 3	46
Curtiss Hawk F6C-4	46
Curtiss Hawk III-C Export Type	47
Curtiss Hawk P-6E	21
Curtiss Hawk P-6E/F11C-2 Hawk & Goshawk	47
Curtiss Hawk PW-8A/XF5C-1	47
Curtiss Hawk XP-23	47
Curtiss Helldiver F8C-4 D2C-1	47
Curtiss Helldiver SB2C-1 USN or A-25	47
Curtiss JN-4 to JN-6H	49
Curtiss Model A Biplane	47
Curtiss Navy NC-4	48
Curtiss P-40D Wright Bros. Warhawk/Kittyhawk	47
Curtiss R3C-1 and R3C-2 (1925 Racer)	49
Curtiss Robin (C/L)	32
Curtiss Robin Monoplane	49
Curtiss SBC-3 Scout Bomber	47
Curtiss Seahawk F7C-1	47
Curtiss Seahawk XF7C-3	47
Curtiss Sparrowhawk F9C-2	47
Curtiss U.S.A. Hawk P-1 Series	47
Curtiss Wright Jr. Amphibian	49
Cutlass	16
Cyclone F-51	48
Dactyl	7
Daedalus, the Ultimate Stick	8
Dalotel	21
Dancing Girl	32

INDEX OF PLANS

Dart Kitten	26	Flea Fli	8	Hansa-Brandenburg Model LDD	48
deBolt Autogiro	9	Fleet Model 1	22	Hawker Dankok (L. B. II)	49
Deception	16	Flight Box	45	Hawker Nimrod	49
deHavilland DEH-1	47	Float Gear and Rudder Systems	45	Hawker Mark IIC Hurricane	48
deHavilland DEH-4 Biplane	47	Flying Aces Stick	29	Hawker Sea Fury XI FB-11 Navy Carrier	48
deHavilland DH 2 (1970)	22	Flying Red Horse	32	Hawkshaw	6
deHavilland DH 2 (1976)	21	Focke Wulf TA-154	32	Heinkel 64C	49
deHavilland DH 4	21	Focke-Wulf FW 190D-9	32	Heinkel HE 64C	22
deHavilland DH85 Leopard Moth	39	Focke-Wulf FW D-9	22	Heinkel HE 100D	40
deHavilland DHC-2 Beaver	21	Focke-Wulf FW-47	40	Heinkel He. 8 (h. m. II)	49
Deja Vu	19	Focke-Wulf FW-190A3 and A5	49	Heinkel He. 51	49
Delta - Too	19	Fokker Attack Bomber G-1	47	Heildiver USN Carrier SB2C-3	48
Delta Lady	14	Fokker D-VII	40	Henchman	16
Der Jaeger	21	Fokker D-VII (SDP)	49	Henschel HS 123	33
Derringer 46	32	Fokker D-VIII (1982)	26	Henschel HS 12913	22
Desperation Mk. III	16	Fokker D-VII (1985)	22	Henschel HS-126 Observation	47
Dewoitine D-510	32	Fokker DR-1	49	Hesitator	40
Dewoitine D-520	32	Fokker EV/DVIII	22	Hi Fin	29
Dewoitine D-27-C.1 (1927)	49	Fokker EV/DVIII (SDP)	49	Hispano-Suiza	48
Dormoy Bathhub	39	Fokker Pursuit Model D-16		Hot Ritz	40
Dornier Komet	39	& Wendell-Williams 57	47	Hot Canary/Knight Twister	33
Dornier Do 23G	22	Folger's Fast Electric	5	Hotrok	33
Dot I	8	Folkert SK-4	32	Hotelliptic	8
Doublet	16	Folland Aircraft FO 139 Midge	49	Howard Ike	23
Douglas D-46A USA Observation	47	Ford Tri-Motor A.T.5 (Tin Goose)	12	Howard Pete	23
Douglas A-26 Invader, now B-26	47	Ford A-2 Transport	40	Hughes XF-II	49
Douglas C-54 Skymaster	47	Ford Air-Transport Stout 2-AT	49	Humbug	33
Douglas DC-3 (1971)	22	Ford Air-Transport Stout 2-AT	49	Hydra	33
Douglas DC-3 (1989)	22	Ford Tri-Motor 5-AT-C	47	Hyperbipe	33
Douglas Havoc Attack Bomber WWII	48	Fox Feathers	33	Hypersnipe	9
Douglas TBD-1	48	Franklin Sport "A" Biplane (1930)	49	Hyperwind	40
Douglas World Cruiser Type DWC	49	Fred's Special	4	Indoor on a String	40
Dove Nordic A-2	40	Free Spirit	14	Italair F20 Pegasus	12
Drune Turbulent	22	Friedrichshafen Bomber G3	48	Jackrabbit	33
Dub'l Dart	40	Fudpucker Fantom	8	Javelin	13
Duellist Mk. II	16	Furee Biplane	22	Jodel D-9	26
Duster "540"	45	Furstup	40	JU-87B	23
E Easy	8	G-Man	8	JU-88	33
Easy Rider	40	G G.L.A. Basic Trainer	6	Junkers D-1	33
Eclipse	14	Galloping John	8	Junkers D-1 (1918)	49
EKKO III	8	Gamma Gull	14	Kaos-90	16
El Diablo	32	Gaskett	40	Kawanishi K-8B	40
Electra Sportster	13	Gator Flea	16	Kawasaki Ki-61-1b	49
Electric Outboard Tunnel Hull	5	Gatorbait	45	Kestrel	14
Electroliter	13	Gee Bee	33	King Foo	9
Elliptic 40	8	George	33	Kittiwake	33
Elseven - Sport	8	Gillot Shark	33	Knee Knocker	9
English Electric Wren	8	Glasair	26	Knight Twister Imperial	26
Entwicklungsring Sud VJ 101C	49	Gloster Gauntlet	49	Kool Canary	26
Envoy	32	Gloster Gladiator	49	Kunkadlo	41
Epervier Morane-Saulnier	40	Gloster Sea Gladiator Faith	49	Kwik-Fli Mk. III	16
Espit	16	Gotha 242 Bomber	33	L'Oiseau de Paradis	17
Estrellita/Stinger	19	Gotha Bomber	48	La Mula	41
EU-1	16	Great Lakes Trainer	22	Lanzo Puss Moth	41
Eureka	16	Great Lakes Sport Trainer 2T-1A/2T-1E	47	Lark 95	33
Eyeball	16	Grumman Bearcat F8F-2	48	Laser 200	26
Eyelash	8	Grumman F-14 Tomcat	49	Latecoere	41
EZee Wizard	4	Grumman F-14A Tomcat	28	Leduc 0.22	49
F F-13	40	Grumman F2F-1	47	Lewis Machine Gun	48
F-82 Twin Mustang	32	Grumman F3F-1	47	Li'l Knarf	29
F-84F Thunderstreak	28	Grumman F3F-2	47	Li'l Ghost	9
F-105-F Thunderchief	32	Grumman F6F Helicat	49	Li'l Matador	33
F.A.I. Bumblebee	32	Grumman F6F-3 Helicat	47	Li'l Pogo	19
F1A Bohemia	40	Grumman FM-2 Wildcat 1	22	Li'l Swell	9
F2G Racer	4	Grumman Guardian	33	Li'l Vertigo	17
Fairchild 22	32	Grumman Helicat	22	Liberty Sport B	26
Fairchild 24	40	Grumman Helicat USN Fighter F6F-5	48	Lightning Bug	9
Fairchild PT. 26 Cornell	49	Grumman SA-16B Albatross	22	Little Snort	9
Fairchild Ranger	22	Grumman Tigercat F7F-1	48	Little Toot	23
Fairey Spearfish	32	Grumman Wildcat F4F	33	Little Daddy	41
Fairhope Flier	5	Grumman Wildcat F4F	48	Lloyd's Liberty Sport	23
Fantrainer	28	Grumman Wildcat F4F-3	22	Lockheed P-38	34
Fat Cat IV	40	Grumman Wildcat F4F-3	22	Lockheed C-130 Hercules	26
Fat Cat	8	Grumman XF5F-1 Skyrocket	49	Lockheed F-94C Starfire	49
FC Floater	8	Gulf Coaster	14	Lockheed Air Express	49
Fifty Caliber	8	Gull Sport	7	Lockheed Vega	47
Firehawk	14	H Hamilcar	14	Lockheed Sirius, Altair & Orion	47
		Handley Page 0/400	48		
		Hansa-Brandenburg W.29 (HM.T)	49		

INDEX OF PLANS

Lockheed Hudson (Britain's) Three-View	47
Loening M-8	41
Loening M-8 (SDP)	49
Loening U.S. Amphibians Pts I & II	48
Loving-Wayne Racer WR-1	49
Lublin R-XIV	41
Lycoming R-680	48
M Mac's CO2 Delight	41
Mach I	17
Magnum 64 Cycle	9
Maltese Falcon	9
MAN Trainer 40	6
Marabu Mk. III	17
Mark 1 Trainer	6
Martin B-10	34
Martin PBM Bomber	34
Martin Mariner PBM-3C	48
Martin Marauder B-26D	47
Martin Maryland A-22	47
Maxine	41
McDonnell F4H-1 Phantom II	49
McDonnell XP-67	47
MCX-25	9
ME 163-B	34
Mercedes (German) 160-180HP	48
Messerschmitt BF 109	41
Messerschmitt BF110	34
Messerschmitt ME-163B-1A	23
Messerschmitt ME-262A	48
Messerschmitt ME-109J	47
Mew-Gull Wing Development	27
Micro Laser 200	9
MiG-19 Farmer Day Interceptor	49
MiG-21	34
Miga-Bipe	9
Migi-Ball	17
Miller 44 (Bonnie)	45
Minare	17
Mini Smog Hog	9
Mini Ball	34
Mini Corben Super Ace	23
Mini-Bipe	41
Mini-Brute	34
Minnow II	19
Minuteman II	34
Mirage III	34
Miss Veedol/Bellanca	34
Miss U.S Hydroplane	45
Miss Kell	34
Miss Diamond	9
Miss Cosmic Wind	19
Miss Crescent City	9
Miss Gemini	28
Missel Thrush	41
Mistel	34
Mister Mulligan (RC)	23
Mistral	13
Mitsubishi Type Zero or "Zeke"	49
Mitsubishi Betty OB-01	47
Mo-Ho	34
Monk's Wakelield	41
Monocoupe 90 A	27
Monocoupe 90 AL	41
Monoprep	27
Moody Sprint (Sprint Car)	45
Mooney Mite	27
Moonraker	41
Morse Shark	19
Mox Nix	34
Mr. R.C. Funster	9
Mr. Clean	9
Mugwump	41
Mustang-X	17
N Nakajima KL-84 Frank	49
Nepelle	14
New Wave	17
New Orleanian, Jr.	17

Nieuport (type 28-C1)	49
Nieuport 27	23
Nieuport 28	23
Nieuport Nighthawk	49
Night Train Mk. VII	41
Nikitin-Schevchenko IS-4	41
Nimble	34
Nimbus	29
Nimrod III	34
Ninja	34
North American B-45	48
North American F-82E	48
North American Mustang P-51B	47
North American OV-10A	23
North American YAT-28E	49
Northrop A-17A Nomad	34
Northrop BT-1	49
Northrop P-61 Black Widow (WNP)	48
Northrop P-61 Black Widow (WWP)	47
Northrop T-38 "Talon"	35
Northrop X-A13	47
Nostalgair's N3 PUP	27
Nuage	14
Ol' Weird Harold	28
Old-Timer Satyr	29
Ole Tiger	27
Oriental	35
Original Buccaneer	29
Orion	29
Oscillator	10
Osprey	10
Otto the Giro	35
P-26A "Peashooter"	27
P-47N Thunderbolt	23
P-51 Mustang	35
P-51B Mustang	17
P-51D Sharpshooter	35
P-Shooter	35
Pacer (.020 Size)	29
Pacer (Full Size)	29
Panzer D 20	17
PAT 1	35
Pathfinder	17
Pay Later	42
Pay-Triet	42
Pazmany PL-4	35
Peacemaker	35
Peashooter	10
Penny from Heaven	42
Penny Auntie II	42
Pensutti Triplane	42
Percival Mew Gull	23
Pelite Parasol	10
Pfalz E1	35
Pfalz Scout Type D-XII, B.R.F.	49
Pfalz D-3	47
Pfalz D-12	47
Phase One	14
Phoebe	14
Phoenix (Boat)	45
Pierce Duckie	14
Pietenpol Air Camper	42
Pinto Modified Stock Car	45
Piper Comanche	35
Piper J-3 Cub	27
Piper Skycycle	47
Pirata	35
Pitts S1A	23
PJ-260	23
Polish CSS-11	23
Polish Fighter	47
Porterfield Collegiate	42
Prairie Bird	42
Pratt & Whitney Wasp Jr.	48
Predator	10
Prentice Baby Bipe	10
Preventor	17

Pro-Gram F.A.I.	42
Profile Stuka	35
Pronto	6
Prop Buster	35
Prophet IV	14
Propjet B-47D	35
Provost I Mk. I	23
Pushy Snow Sled	45
Quarter Midget Minnow	20
Quest A-2	42
R/C Motorcycle	45
R/C Modular	10
RAF S.E. Squadron Marking Color Detail	48
Ragnarok	17
Raider 340	42
Reaction	17
Rearwin Speedster	24
Rearwin Speedster M6000	42
Rearwin Skyranger	27
Red Hot Angel	35
Reggiane RE-2005 Sagittario	24
Renegade	14
Reno Racer P-51	10
Republic P-47 Thunderbolt	24
Republic P-47 Thunderbolt (SDP)	49
Republic P-43	48
Republic P-47D Thunderbolt	47
Rickey Rat	35
Right Angel Mk. II	10
Ringmaster	35
Road Runner	10
Rookie	42
RS-3	42
Rubber Guppy	4
Rudder Bug	29
Rumpler C-5 or DH-4	10
Russian Yak-9	35
RV-3	24
RV-4	27
Ryan STA (1986)	27
Ryan M-1 Peanut	42
Ryan FR-1 Fireball	36
Ryan STA (1971)	24
Ryan Mailplane	36
Ryan ST	42
Ryan NYP "Spirit of St. Louis"	49
SE-5A	29
SE 5A (C/L)	36
S.E. 5A (SDP)	49
SAAB AJ-37	49
Safire	36
Salmson 2A2 (1917-1918)	49
Sam A-1 Nordic	42
Savioa S. 12 BIS	42
Scamper Jr.	42
Scat	36
Schweizer TG-2	14
Schweizer 1-30	24
Scimitar	36
Scooty	14
Scorcher	36
Scrambler	36
Screaming Eagle	17
Sea Fury	36
Seastick	10
Seversky P-35	47
Sharpshooter	10
Shear Delight Ornithopter	42
Shoestring Racer	49
Shoodl	14
Sidewinder Jet	36
Sidewinder Pylon Racer	10
Sidewinder	18
Siemens Schukert D-4	47
Siemens-Halski Rotary Engine	48
Silver Dart	43
Simitar Deuce	10

INDEX OF PLANS

Simitar 2100	28	Super Clean	11	Twiliter II	6
Siren C-30 Edelweiss	49	Super Coupe II	11	Twin Lizzie Q.H.M.	12
Sirocco	36	Super Fii	25	Two for the Show	37
Sizzler II	36	Super Home Brew	18	Two Triplanes	37
Skeeler	13	Super Hots	11	Tyrantula II	37
Skipper - Air Boat	45	Super Hots Biipe	11	U-All-2	30
Sky Ranger	24	Super Mo-Ho	37	Ultimate Biipe	4
Skydart	11	Super Rampage	18	Ultimate Dragmaster	44
Skyraider A1-E + A1-H	36	Super Scale F-51-F	37	Ultra Hots	4
Slick Stick	43	Super Sicrolly	18	Ugly Duckling	44
Slithery-Dee	43	Super Sleigh	37	Ugly Two	20
Slo-Motion	36	Super Streak	28	Union Jack Frost	44
Snappy	10	Supermarine 6-7/8	37	Unlimited Record Holder	44
Sneaky Pete	10	Supermarine S-6B	25	USAF B-26D (3-view)	48
Snoopy's Doghouse	46	Supermarine Spitfire II (WNP)	48	U.S. Navy Patrol Bomber PV-1 Ventura	48
Snowbird	46	Supermarine Spitfire II (WWP)	47	U.S. Navy Torpedo Bomber TBM-3	48
S.E. 5A	47	Suspense III	43	U.S. Army Attack A-17A	47
Sopwith 1 1/2 Strutler	43	SW-107	15	U.S.S. Los Angeles	48
Sopwith Camel (C/L)	36	Swamp Box	29	Utopia	18
Sopwith Camel (F/F)	43	Sweetater	18	Vagabond Revisited	30
Sopwith Camel (WWP)	47	Swift P-31	47	Veedoo	30
Sopwith Dolphin 5F1	47	Swine Flew	11	Vega (Wire Car 1/12 Scale)	46
Sopwith Scout (PUP)	24	T' Winger	11	Vickers Machine Plan	48
SE 5A (R/C)	24	T-6 Texan	25	Vickers Wellesley	25
Sopwith Snipe 7F-1	49	T-Shooter	11	Victory III Glider	44
Sopwith Tripe	36	Tailwind	43	Vigilante III	37
Spad French S-XIII C.1	47	Taube	25	Vill Doo (Sailplane)	15
Spad S-X1A-2	47	Taylor E-2 Cub	27	Vought SBU-1	48
Spad S.VII	47	Taylorcraft	12	Vought SB2U-1	47
Speed Wing	20	Taylorcraft 'B'	43	Vought V-143	48
Sperry Messenger (1969)	24	TBM-3U Aerial Tanker	43	VP-1 Volksplane	37
Sperry Messenger (1982)	43	Tempest 370	43	Vultee L1 Vigilante	25
Spezio Tuholer	24	The Answer	30	Vultee Swoose Goose XP-54	48
Spinks Akromaster (1978)	24	The Answer/Hell Razor	30	Waco PG-2 Power Glider	25
Spinks Akromaster (1980)	36	The Avenger	15	Waco ATO Taperwing	25
Spirit of 74	11	The Big Apple	12	Waco "E"	27
Spitfire Mk. 22	36	The Big "D"	44	Waco 240A	49
Spook 72	30	The Buzzard	12	Waco CTO Taperwing (B. Lyjak's 1929)	49
Sport P-38 Lightning	10	The Cata-Strolic	43	Waco Model C-6 & D-6	48
Sport F-18 HORNET	11	The Duster	30	Wahoo	44
Sport-Scale Hemiptere	5	The Flying Banana	37	Waterman "Gosling"	44
Sportster 20	11	The Graduate	11	Westland Wyvern II	38
Sprinkle	43	The Hook	44	Westland Lysander	48
Spunky	11	The Hots	12	Whirlybird D & B Heli	44
Square Shooter	11	The KG	5	Wildcat (profile)	44
Squint Scale P-40 Tomahawk	24	The Monster	28	Wildcat	25
SS-5 Super Saucer	46	The Observer	44	Wildcat Retractable Gear	25
Staggerwing Beech Craft	37	The Red Baron	37	Wild Thing 40	4
Standard Model J	48	The Sand Baby	44	Wiley Post's Winnie Mae	48
Starstream A-1	43	The Saturn	18	Windshark	15
Steen Skybolt	24	The Saturn SE	18	Windsong	15
Step-up	11	The Shooter	4	Wing Ding	37
Stephens Akro	24	The STOL Machine	12	Witch Hawk	44
Stewart Baby Biipe	11	The Tutor	6	Wilman Tailwind	27
Stitares	37	The Yellow Kid	12	Wizard	15
Stiletto	37	Thermus	15	Woodhopper	26
Stinger	43	Thomas Morse MB-3	49	Wright Whirlwind	48
Stingray Delta 40	11	Thomas Morse S4E	48	Wright Bros. Model A	48
Stinson SM-2 Junior	43	Three for Fun	37	Wright Bros. Model B	48
Stinson Reliant Model SR-10G	49	Thrush	6	Wright Bros. Original Flier	48
Stinson Jr. Model S	47	Thunderbolt	12	X-Wing Fighter	12
Stinson Jr. Model R	47	Tiger Tail	18	Y'Not	5
Stinson Jr. Model SM-2	47	Time Flies	27	Yak-3	24
Stinson Jr. Model SM-2, S, R tail/wing detail	47	Tiny Tee	12	Yardbird	13
Stinson Reliant Model SR	47	Tipsy Nipper	27	Yellow Jacket	20
Stinson Reliant SR-5	47	Titewad	12	Yiggidy	38
Stinson Reliant SR-6	47	Tooler	6	Zephyr	38
Stinson Reliant Straight Wing	47	Touch & Go	37	Zinger	15
Stinson Reliant Gull-Wing Series	47	Travel Air 2000	25	Zipper	30
Stinson Airliner Model T	47	Travel Air 2000 (SDP)	49	Zlin Akrobat (profile)	38
Stinson Airliner Model U	47	Travel Air 6000	49	Zlin Akrobat	25
Stratamax	43	Tropic Trainer	6	Zweibox	44
Stratowake II	43	Tuffer	37		
Striker	18	Turkey P-30	44		
Styx	18	Turn-a-Cat	18		
Super Circus	18	Turner Champion	37		
Super Cirrus II	14	Twilighter	6		

LET US KNOW ABOUT YOUR BUILDING PROJECTS!

If your building project is a success and you'd like to share your results with us, send a color slide or photo and a brief letter describing your project to:

Air Age Publishing
251 Danbury Rd.
Wilton, CT 06897
Attn: Editor-Model Airplane News



We're looking for construction hints, plan enhancements, applications of modern building techniques and other valuable feedback. Your project may appear in a future issue of *Model Airplane News*, or in our next edition of the Plans Directory. If it's published, you'll be notified by mail and will receive a \$25 credit redeemable with Air Age Plans Service! *Photos and letters are not returnable and become the property of Air Age Publishing.*

IF YOU HAVE QUESTIONS!

Due to the overwhelming response of the scratch-building community to our Plans Directory we've made it easier than ever to handle your building inquiries. Art Schroeder, former editor of *Model Airplane News* and veteran scratch-builder, is standing by, ready to assist you with any difficulties you have in researching, building, or flying your scratch-built creations. You have two ways to contact him:

Write!

If you have a question about a plan you're building or wish to purchase, please write to:

Art Schroeder
Air Age Publishing
251 Danbury Road
Wilton, CT 06897

Call!

Art Schroeder is now ready to handle your building inquiries personally. You must have the construction article and building plan ready when dialing. Art is available Mon.-Fri. from 9a.m. to 5p.m. EST. No collect calls, please!

Art Schroeder
(201) 429-1496

All inquiries will be handled quickly to get your project going faster!

**AT AIR AGE, WE WANT YOUR BUILDING EXPERIENCE TO BE
AS EXCITING AND REWARDING AS FLYING ITSELF!**